

Campagna promossa

da oltre 230 enti, fra cui:

"GIU' LE MANI DAI BAMBINI®"

CAMPAGNA NAZIONALE PER LA DIFESA
DEL DIRITTO ALLA SALUTE DEI BAMBINI



Al Ministro della Sanità On. Beatrice Lorenzin,
Lungotevere Ripa, 1
00153 - Roma

Al Direttore Generale dell'Istituto Superiore di Sanità
Dott.ssa Monica Bettoni
Viale regina Elena, 299 - 00161 Roma

Al Presidente del Consiglio di Amministrazione
dell'Agenzia Italiana del Farmaco,
Prof. Sergio Pecorelli
Via del Tritone, 181 - 00187 Roma

Al Presidente della Società Italiana
di Neuropsichiatria dell'Infanzia e dell'Adolescenza,
Prof. Bernardo Dalla Bernardina
Cattedra di NPI Università di Verona - Policlinico G.B. Rossi
Piazzale L. A. Scuro, 37134 - Verona

Torino, li 28/10/2013

Oggetto: richiesta di approfondimenti sul rapporto nazionale sulla sicurezza ed efficacia di Ritalin® (metilfenidato) e Strattera® (atomoxetina) sui minori iscritti nel Registro ADHD, e relativi costi economici a carico del Servizio Sanitario Nazionale¹, nonché approfondimento sulla diagnosi differenziale.


Illustrissimo Ministro,
Egregio Direttore Generale,
Egregio Presidente AIFA,
Egregio Presidente SINPIA,

Vi indirizzo questa lettera in qualità di portavoce di "Giù le Mani dai Bambini®"², il più rappresentativo comitato indipendente per la farmacovigilanza pediatrica in Italia, composto da duecentotrenta enti tra associazioni di

¹ Il Comitato "Giù le Mani dai Bambini®" ringrazia l'esperto Claudio Ajmone per l'indispensabile stimolo iniziale alla redazione di questo documento, e per i competenti contributi costruttivi garantiti nella fase di messa a punto dello stesso

² Comitato non a scopo di lucro, gestisce il portale informativo www.giulemanidaibambini.org, il più frequentato in Italia su questi temi; ha ricevuto nel 2007 la Targa d'Argento del Presidente della Repubblica Italiana e nel 2011 - nella Sala Capitolare del Senato della Repubblica - il Premio PAA per l'eccellenza nella comunicazione sanitaria; le attività del Comitato sono patrocinate da un terzo dei Capoluoghi di Provincia Italiani; il comitato scientifico dell'ente riunisce oltre trenta tra i massimi esperti in Italia - psichiatri, psicologi, pediatri, etc - di disturbi del comportamento infantile e di problematiche dell'età evolutiva ed ha distribuito gratuitamente fino ad oggi oltre 1 milione di opuscoli e fascicoli informativi alla cittadinanza.

Comitato "Giù le Mani dai Bambini®" ONLUS - Casella Postale 589 - 10121 Torino Centro
fax 011/19711233 - pronta reperibilità 338/7478239 - media relation 337/415305
info@giulemanidaibambini.org - www.giulemanidaibambini.org



UNIVERSITÀ DEGLI STUDI DI NAPOLI "L'Orientale"

"GIU' LE MANI DAI BAMBINI®"

CAMPAGNA NAZIONALE PER LA DIFESA
DEL DIRITTO ALLA SALUTE DEI BAMBINI



promozione sociale e di volontariato socio-sanitario, ASL, Università, Ordini dei Medici e degli Psicologi.

Abbiamo avuto modo di apprezzare l'utilità dello strumento del Registro per i minori ADHD (Sindrome da Iperattività e Deficit di Attenzione, ovvero bambini eccessivamente agitati e distratti), gestito dall'Istituto Superiore di Sanità (ISS) in collaborazione con l'Agenzia Italiana del Farmaco (AIFA), strumento che ha contribuito a permettere l'esercizio di un controllo sulle diagnosi e sui trattamenti farmacologici disinvolti o inappropriati, ma a distanza di circa sei anni dall'inizio del processo di medicalizzazione dei minori italiani diagnosticati ADHD i dati statistici forniti dall'ISS appaiono – malgrado tutto - ancora insufficienti, e tali da **non permettere ai cittadini una piena comprensione delle dinamiche sottese al processo di medicalizzazione, nonché tali da non consentire alla società civile una reale valutazione del rapporto costi/benefici di tale strategia.**

Le richieste contenute in questa nostra lettera mirano quindi a tentare di colmare tali carenze informative, anche al fine di permettere a tutti gli stakeholder coinvolti un'appropriata valorizzazione dell'azione del Ministero della Sanità a tutela del diritto alla salute dei minori. Inoltre vuol essere un stimolo rivolto alle Società scientifiche che si sono pronunciate con linee guida sull'argomento a voler ripensare il concetto di diagnosi differenziale, separandola dalla comorbilità e aggiornandone la casistica, obiettivamente lacunosa, e ciò al fine di garantire diagnosi e cure appropriate ai pazienti. A puro titolo di esempio, segnaliamo le linee guida SINPIA che a pagina 13 affermano "*Disturbi dermatologici, come ad esempio l'eczema, possono produrre comportamenti iperattivi*" ma poi non si inserisce le dermatiti nella "Tab. 2. Diagnosi differenziale e comorbilità" quando affronta la problematica dell'iperattività infantile.

DATI NAZIONALI SULLA SICUREZZA DEI FARMACI

Questi dati sono descritti in un report nazionale pubblicato a febbraio 2010 su "Adverse Drug Reaction Bulletin n° 260", intitolato "[Safety of psychotropic drug prescribed For attention-deficit/ hyperactivity disorder in Italy](#)" a cura di P. Panei, R. Arcieri, M. Bonati, M. Bugarini, A. Didoni & E. Germinario (1)

Il rapporto permette un confronto con analisi separata degli effetti collaterali dei due farmaci utilizzati, ma pare incompleto per quanto afferisce alle informazioni relative al profilo di sicurezza degli stessi, mancando tra l'altro i dati relativi alle somministrazioni contemporanee di altri diversi principi attivi, pratica a elevato rischio per i pazienti essendo ignoti i possibili effetti collaterali combinati. Tali dati furono da noi richiesti – senza alcun esito - già nel 2007 in un'audizione congiunta Commissione Sanità del Senato e Agenzia italiana del Farmaco (2)

A – Sarebbe quindi certamente utile conoscere:

1. il numero dei soggetti sottoposti a somministrazione combinata di più farmaci (polifarmacia);



"GIU' LE MANI DAI BAMBINI®"

CAMPAGNA NAZIONALE PER LA DIFESA DEL DIRITTO ALLA SALUTE DEI BAMBINI



2. il nome di questi farmaci e il motivo per cui sono stati prescritti;
3. la tipologia di effetti collaterali riscontrati e ad essi imputabili, la loro gravità e durata, l'incidenza statistica di ognuno di loro e cumulativamente;
4. analisi statistica separata e comparata degli effetti avversi (ADR) tra i soggetti sottoposti solo a somministrazione di Ritalin® e Strattera® e quelli sottoposti a polifarmacia.

Nota 1: si chiede che i dati di cui ai punti da A1 e A4 siano illustrati sia per quanto riguarda il livello nazionale che quello regione, e articolati per fasce d'età.

DATI NAZIONALI SULLA EFFICACIA DEI FARMACI

Questi dati non sono mai stati pubblicati, e ciò parrebbe rappresentare una **grave omissione del diritto all'informazione della cittadinanza con riguardo a una tematica eticamente sensibile qual è la somministrazione di psicofarmaci ai minori**. E' del tutto anomalo che a distanza di anni non si conosca alcunché in merito a:

B – Durante il trattamento

1. percentuale di pazienti sottoposti a trattamento multimodale (indicando tutte le varie tipologie di intervento non farmacologico utilizzate, raggruppate per categorie);
2. percentuale di pazienti sottoposti al solo trattamento farmacologico;
3. percentuale di pazienti trattati solo con psicoterapia e/o counseling e/o intervento sociale;
4. percentuale di pazienti che hanno manifestato una completa remissione dei sintomi;
5. percentuale di pazienti che hanno manifestato un miglioramento del quadro clinico, inteso come riduzione del numero e/o intensità dei sintomi;
6. analisi statistica separata e comparata degli esiti terapeutici nel periodo di trattamento per le distinte categorie terapeutiche multimodale/farmacologico/psicosociale, separatamente per i due farmaci in oggetto e per quanto al punto B.1 in merito alle tipologie di intervento non farmacologiche;
7. Percentuale di pazienti che hanno dovuto interrompere la terapia farmacologica causa i gravi ADR indicando separatamente e cumulativamente l'incidenza statistica e il RR imputabile ai due farmaci utilizzati. Per questi pazienti è importante sapere quale tipo di terapia o supporto istituzionale hanno avuto dopo l'uscita dal Registro, oppure se è stato totalmente o in parte delegata alla famiglia e alla scuola la soluzione del problema ADHD.

Nota 2: Chiediamo che i dati di cui sopra siano illustrati a livello nazionale e regionale e per fasce di età.

Comitato "GiuleManidaibambini®" ONLUS- Casella Postale 589 - 10121 Torino Centro
fax 011/19711233 - pronta reperibilità 338/7478239 - media relation 337/415305
info@giulemanidaibambini.org - www.giulemanidaibambini.org



"GIU' LE MANI DAI BAMBINI®"

CAMPAGNA NAZIONALE PER LA DIFESA
DEL DIRITTO ALLA SALUTE DEI BAMBINI



C - Dopo il trattamento:

Risulterebbe una durata media dell'intervento terapeutico pari a due anni, termine limite oltre al quale la terapia farmacologica dovrebbe essere stata interrotta senza eccezioni. Riteniamo importante conoscere:

1. la percentuale di soggetti che hanno manifestato nuovamente i sintomi di ADHD ai follow-up successivi all'interruzione della terapia (ricadute) e se la sintomatologia ADHD si sia aggravata rispetto alla diagnosi iniziale;
2. se le comorbidità inizialmente diagnosticate si sono aggravate/migliorate/evolute in una remissione sintomatica;
3. se sono comparse nuove psicopatologie;
4. se nuove problematiche di rilievo medico sono comparse;
5. l'analisi complessiva, separata e comparata, degli esiti terapeutici negativi post-trattamento per le distinte categorie terapeutiche multimodale/farmacologico/psicosociale e separatamente per i due farmaci in oggetto;
6. quali interventi terapeutici sono stati attivati per i soggetti in ricaduta o peggiorati, con particolare riguardo ad un eventuale nuovo ciclo di terapie farmacologiche.

D - Altri dati sensibili

Compliance della terapia farmacologica nel permettere il raggiungimento dei fini terapeutici globali indicati nella [Conferenza Nazionale di Consenso](#) "Indicazioni e strategie terapeutiche per i bambini e gli adolescenti con disturbo da deficit attentivo e iperattività" (3) di Cagliari del 2003, che al punto 4 testualmente recita:

1. migliorare le relazioni interpersonali con genitori, fratelli, insegnanti e coetanei;
2. diminuire i comportamenti dirompenti e inadeguati;
3. migliorare le capacità di apprendimento scolastico;
4. aumentare le autonomie e l'autostima;
5. migliorare l'accettabilità sociale del disturbo e la qualità della vita dei bambini affetti (dal disturbo, ndr).

Nota 3: è utile conoscere la percentuale di pazienti per i quali è stata attivata una programmazione didattica personalizzata a scuola. I dati di cui ai punti precedenti vanno profilati globalmente e separatamente per i due farmaci in oggetto, indicando gli strumenti utilizzati per rilevarli ed evidenziando anche le performance negative, con dati articolati a livello nazionale e regionale, e raggruppati per fasce di età.

E - Dati contestuali

Per una valutazione più ampia di quanto è avvenuto è utile avere i dati su:

1. rapporto diagnosi/trattamento farmacologico, articolati per regioni e nazionale;

Comitato "GiuleManidaibambini®" ONLUS- Casella Postale 589 - 10121 Torino Centro
fax 011/19711233 - pronta reperibilità 338/7478239 - media relation 337/415305
info@giulemanidaibambini.org - www.giulemanidaibambini.org



"GIU' LE MANI DAI BAMBINI®"

CAMPAGNA NAZIONALE PER LA DIFESA DEL DIRITTO ALLA SALUTE DEI BAMBINI



2. rapporto su tipologia e intensità delle patologie comorbili associate all'ADHD articolati per regioni e nazionale;
3. rapporto tra patologie psichiatriche diagnosticate e livello socioeconomico e culturale articolati per regioni e nazionale;
4. problematiche relative all'accesso agli interventi terapeutici non farmacologici con riguardo alla legislazione nazionale e locale (differenti dotazioni finanziarie per il LEA nelle diverse regioni) e alle possibilità economiche delle famiglie (NB: in una nota stampa del 15/04/09 è stata riportata a firma Panei e Bonati la frase "Solo il 30% dei pazienti ha ricevuto una terapia psicofarmacologica associata a counseling e ad una terapia cognitivo-comportamentale come previsto dal protocollo del Registro e dalle linee guida nazionali e internazionali. L'applicazione dell'intero percorso diagnostico e terapeutico, riconosciuto come il più appropriato, è ancora ampiamente disattesa sull'intero territorio nazionale")

COSTI ECONOMICI DEL TRATTAMENTO ADHD

Sarebbe assai utile permettere ai cittadini e alle associazioni rappresentative dei loro interessi di conoscere i dati relativi ai costi economici del trattamento dell'ADHD, globali e medio per singolo paziente. Potrebbero ad esempio essere utilizzati i parametri di valutazione della Dr. ssa Silvia Mazzotta et al. presso l'università degli Studi di Perugia, Scuola di Specializzazione in Neuropsichiatria Infantile (4). Il rapporto tra costi economici e benefici terapeutici è un buon indicatore della sostenibilità delle attuali linee guida ADHD, che sappiamo essere in corso di revisione. Il mero dato economico andrebbe a nostro avviso confrontato con le percentuali di guarigione, miglioramento e ricaduta, al fine di comprendere l'efficacia reale delle terapie proposte nonché valutare l'ipotesi di una maggiore attenzione verso una diagnosi differenziale più puntuale, al fine di prendere in carico e curare le vere patologie che "mimano" l'Adhd, come elencate nella relativa tabella (5). In merito – in allegato (A) - sottoponiamo alla Vostra attenzione un documento che ci auguriamo possa essere di adeguato stimolo per le autorità coinvolte e per la SINPIA ad aggiornare il listato – ad oggi assai carente - delle patologie oggetto di diagnosi differenziale, e dal momento che in più occasione da parte Vostra si è fatto riferimento alla medicina basata sulle evidenze (EMB), sostenendone giustamente l'importanza, abbiamo anche ritenuto opportuno segnalare in Appendice un'adeguata bibliografia scientifica, nella speranza che essa non venga un'ennesima volta ignorata.

il Portavoce Nazionale,
Luca Poma

Comitato "Giù le Mani dai Bambini,, ONLUS
Campagna di farmacovigilanza d'interesse nazionale
C.P. 589 - 10121 TORINO CENTRO
C. F. 97650080019
L'Ufficio del Portavoce Nazionale
(Luca Poma)

Comitato "Giù le Mani dai Bambini®" ONLUS- Casella Postale 589 - 10121 Torino Centro
fax 011/19711233 - pronta reperibilità 338/7478239 - media relation 337/415305
info@giulemanidaibambini.org - www.giulemanidaibambini.org



Campagna promossa
da oltre 230 enti, fra cui:

"GIU' LE MANI DAI BAMBINI®"

CAMPAGNA NAZIONALE PER LA DIFESA DEL DIRITTO ALLA SALUTE DEI BAMBINI



NOTE:

- (1) di questo report parrebbe esistere solo una versione in lingua inglese (http://www.iss.it/binary/adhd/cont/Safety_of_psychotropic_drug_prescribed_for_1.pdf) , la cui correttezza è stata messa in discussione dal Prof. **David Cohen** (http://www.giulemanidaibambini.org/documentiscientifici/glm_documentiscientifici_60.pdf) in una sua analisi, per questa ragione chiediamo ne sia pubblicata e diffusa anche una versione in lingua italiana; http://www.giulemanidaibambini.org/documentiscientifici/glm_documentiscientifici_60.pdf
- (2) http://www.giulemanidaibambini.org/documentiscientifici/glm_documentiscientifici_27.pdf
- (3) <http://www.sinpia.eu/atom/allegato/150.pdf>
- (4) http://adhd.altervista.org/it/doc/adhd_costi.pdf
- (5) http://adhd.altervista.org/it/doc/lista_patologie.htm



Comitato "GiuleManidaibambini®" ONLUS- Casella Postale 589 - 10121 Torino Centro
fax 011/19711233 - pronta reperibilità 338/7478239 - media relation 337/415305
info@giulemanidaibambini.org - www.giulemanidaibambini.org

"GIU' LE MANI DAI BAMBINI"[®]

CAMPAGNA NAZIONALE PER LA DIFESA
DEL DIRITTO ALLA SALUTE DEI BAMBINI



ALLEGATO (A)

La Diagnosi Differenziale che esclude la Diagnosi di ADHD³

La Diagnosi Differenziale in Psichiatria è stata da sempre assai difficile e complessa, in quanto di fronte a molteplici sintomi bisogna saper distinguere quelli del Disturbo principale da altri relativi al disturbo secondario; che a sua volta potrebbe essere conseguente al Disturbo principale o concomitante a questo o addirittura più precoce, ed entrambi possono avere la stessa causa o cause diverse.

E' quindi molto difficile stabilirne l'intima correlazione e comprenderne lo sviluppo psicopatologico, anche perché il parto e lo sviluppo successivo del bambino, il peso, l'altezza, le caratteristiche morfogenetiche e psicosociali, l'alimentazione e lo stile di vita, l'affettività e l'ambiente fisico, nonché altre malattie intercorrenti, risultano condizionanti circa l'insorgenza o meno delle diverse patologie, la loro riacutizzazione e/o cronicizzazione e le diverse recidive. Ed ancor più le terapie se riduttive o non appropriate possono ben condizionare il percorso dei Disturbi rendendoli poco riconoscibili alle comuni diagnosi.

In base a tali difficoltà sarà opportuno che il Medico che diagnostica una delle patologie elencate nella diagnosi differenziale in comorbidità all'ADHD ne faccia motivata segnalazione al registro ADHD, che provvederà alla elaborazione statistica di tale casistica, anche nell'intento di rendere più trasparente il concetto di "discrezionalità diagnostica" del DSM.

E sempre in ordine alle predette difficoltà diagnostiche sembra anche opportuno meglio indicizzare prevalentemente le nuove patologie più diffuse nella popolazione generale in aggiunta a quelle in elenco nella tabella 2. della SINPIA, che qui appresso si elencano con la relativa bibliografia: Disturbi del Sonno, Enuresi, Allergie ed Intolleranze alimentari, Disturbo dello sviluppo della coordinazione, Gestazione e Parto, Alimentazione scorretta o carente, Bioelementi quali manganese, ferro, zinco, magnesio, coloranti sintetici, mercurio, ftalati, marijuana, cocaina, alcool.

Inoltre la tabella 2 della SINPIA nelle "Linee-guida per la diagnosi e la terapia farmacologica del Disturbo da Deficit Attentivo con Iperattività (ADHD) in età evolutiva", inerente la Diagnosi differenziale e comorbidità, così come presentata, in linea con la filosofia del DSM, non separa le diagnosi differenziali da quelle di possibile comorbidità: ogni patologia è bivalente e discrezionalmente valutata, non tenendo in debito conto le complesse interrelazioni e la difficoltà proprie della Diagnosi differenziale.

³ Documento scientifico originariamente elaborato a cura degli esperti Claudio Ajmone, Enrico Nonnis ed Emilia Costa, e successivamente fatto proprio dal Comitato "Giù le Mani dai Bambini"



"GIU' LE MANI DAI BAMBINI®"

CAMPAGNA NAZIONALE PER LA DIFESA
DEL DIRITTO ALLA SALUTE DEI BAMBINI



Linee guida SINPIA ADHD: diagnosi & terapia farmacologiche

— Approvazione CD il 24 giugno 2002 —

Tab. 2. Diagnosi differenziale e comorbidità

Disturbi Psichiatrici

- Disturbo Oppositivo-provocatorio
- Disturbo di Condotta
- Disturbi dell'Umore
- Disturbo bipolare
- Disturbi d'ansia
- Disturbo ossessivo compulsivo
- Disturbi dell'Adattamento con sintomi di D. della condotta
- Sindrome di Gille de la Tourette /tic multipli
- Disturbi di personalità
- Disturbi specifici dell'apprendimento.
- Ritardo mentale
- Disturbo pervasivo dello sviluppo

Disturbi neurologici e Patologie Mediche

- Disturbi sensitivi (sordità deficit visivo)
- Effetti indesiderati di farmaci (antistaminici, betaagonisti, benzodiazepine, fenobarbital)
- Epilessia
- Patologie tiroidee
- Ascessi, neoplasie del Lobo frontale,
- Trauma cranico
- Abuso di sostanze
- Intossicazione da piombo

Disturbi di sviluppo

- Vivacità fisiologica
- Problemi situazionali, ambientali, familiari.
- Inadeguato supporto scolastico (lieve ritardo o ,viceversa, particolare vivacità intellettuale con programmi scolastici "standard")
- Alterato supporto ambientale, sociale, familiare (ambiente caotico, divorzio, abbandono, abuso)

Comitato "GiuleManidaibambini®" ONLUS- Casella Postale 589 - 10121 Torino Centro
fax 011/19711233 - pronta reperibilità 338/7478239 - media relation 337/415305
info@giulemanidaibambini.org - www.giulemanidaibambini.org



Campagna promossa
da oltre 230 enti, fra cui:

"GIU' LE MANI DAI BAMBINI®"

CAMPAGNA NAZIONALE PER LA DIFESA DEL DIRITTO ALLA SALUTE DEI BAMBINI



Patologie e condizione che mimano l'ADHD

Integrazioni alla Tab. 2 della SINPIA

— gruppo di lavoro Comitato "Giù Le Mani Dai Bambini®" —

Per le ragioni sopra esposte, occorre - a nostro avviso - completare le flow-chart e le linee guida ISS, laddove intervengono sul concetto di Diagnosi differenziale, con particolare attenzione su:

1. Alimentazione scorretta o carente
2. Allergie e intolleranze alimentari
3. Asma
4. Dermatiti
5. Disordini del sonno
6. Disturbo di Sviluppo della Coordinazione
7. Enuresi
8. Encopresi
9. Ftalati
10. Mercurio
11. Organofosfati
12. PCB
13. Problemi legati alla gestazione e al parto
14. Riniti



Comitato "GiùLeManidaiBambini®" ONLUS- Casella Postale 589 - 10121 Torino Centro
fax 011/19711233 - pronta reperibilità 338/7478239 - media relation 337/415305
info@giulemanidaibambini.org - www.giulemanidaibambini.org

"GIU' LE MANI DAI BAMBINI®"

CAMPAGNA NAZIONALE PER LA DIFESA
DEL DIRITTO ALLA SALUTE DEI BAMBINI



APPENDICE all'ALLEGATO (A):
bibliografia utile per eventuali integrazioni alla tab. 2 SINPIA
e alle Linee Guida ISS

PESTICIDI

- Bjørling-Poulsen M, Andersen HR, Grandjean P, *Potential developmental neurotoxicity of pesticides used in Europe*, Environ Health. 2008 Oct 22;7:50.
- Bouchard MF, Bellinger DC, Wright RO, Weisskopf MG, *Attention-deficit/hyperactivity disorder and urinary metabolites of organophosphate pesticides*, Pediatrics. 2010 Jun;125(6):e1270-7.
- De Cock M, Maas YG, van de Bor M, *Does perinatal exposure to endocrine disruptors induce autism spectrum and attention deficit hyperactivity disorders?* Review, Acta Paedi. 2012 Aug;101(8):811-8.
- Edward Levin et al., *Long-term Cognitive Effects of Low-Level Developmental Organophosphate Pesticide Exposure: Divergent Effects of Chlorpyrifos, Diazinon and Parathion*, Thirty-Second Annual Meeting of the Neurobehavioral Teratology Society, Monterey, CA 2008.
- Helen Jones, *Cluster Flies: Alternatives to Pesticide Use for Pest Control*, EdD., RATE (Real Alternatives to Toxins in the Environment) 2008.
- Jason Richardson, *Developmental Pesticide Exposure: A New Risk Factor for ADHD?* Thirty-Second Annual Meeting of the Neurobehavioral Teratology Society, Monterey, CA 2008.
- Kofman O, Berger A, Massarwa A, Friedman A, Jaffar AA, *Motor inhibition and learning impairments in school-aged children following exposure to organophosphate pesticides in infancy*, Pediatric Research July 2006; ;60(1):88-92.
- London L, Beseler C, Bouchard MF, Bellinger DC, Colosio C, Grandjean P, Harari R, Kootbodien T, Kromhout H, Little F, Meijster T, Moretto A, Rohlman DS, Stallones L, *Neurobehavioural and neurodevelopmental effects of pesticide exposures*, Neurotoxicology. 2012 Aug;33(4):887-96.
- Marks AR, Harley K, Bradman A, Kogut K, Barr DB, Johnson C, Calderon N, Eskenazi B, *Organophosphate Pesticide Exposure and Attention in Young Mexican-American Children: The CHAMACOS Study*, Environ Health Perspect. 2010 December;118(12):1768-74.
- Polańska K, Jurewicz J, Hanke W, *Review of current evidence on the impact of pesticides, polychlorinated biphenyls and selected metals on attention deficit / hyperactivity disorder in children*, Int J Occup Med Environ Health. 2013 Mar;26(1):16-38.
- Rauh V A, *Effects Of Prenatal Chlorpyrifos Exposure On 5 and 7-year Neuropsychological Functioning*, Epidemiology: November 2008 - Volume 19 - Issue 6.
- Rauh VA, Garfinkel R, Perera FP, Andrews HF, Hoepner L, Barr DB, Whitehead R, Tang D, Whyatt RW, *Impact of prenatal chlorpyrifos exposure on neurodevelopment in the first 3 years of life among inner-city children*, Pediatrics 2006 Dec;118(6):e1845-59.

Comitato "GiuleManidaibambini®" ONLUS- Casella Postale 589 - 10121 Torino Centro
fax 011/19711233 - pronta reperibilità 338/7478239 - media relation 337/415305
info@giulemanidaibambini.org - www.giulemanidaibambini.org



"GIU' LE MANI DAI BAMBINI®"

CAMPAGNA NAZIONALE PER LA DIFESA
DEL DIRITTO ALLA SALUTE DEI BAMBINI



Ribas-Fitó N, Torrent M, Carrizo D, Júlvez J, Grimalt JO, Sunyer J, *Exposure to hexachlorobenzene during pregnancy and children's social behavior at 4 years of age*, Environ Health Perspect. 2007 Mar;115(3):447-50.

Robert Wright, *Biomarkers of genetic susceptibility to metal neurotoxicity*, Thirty-Second Annual Meeting of the Neurobehavioral Teratology Society, Monterey, CA 2008.

Roberts JR, Karr CJ, *Council On Environmental Health. Pesticide exposure in children*, Pediatrics 2012 Dec;130(6):e1765-88.

Ryan PB, Burke TA, Cohen Hubal EA, Cura JJ, McKone TE, *Using biomarkers to inform cumulative risk assessment*, Envir. Health Perspect 2007 May; 115(5): 833–840.

Saito I, Onuki A, Seto H, *Indoor organophosphate and polybrominated flame retardants in Tokyo*, Indoor Air 2007 Feb;17(1):28-36.

Theo Colborn, *A case for revisiting the safety of pesticides: a closer look at neurodevelopment*, Environ Health Perspect 2006 January; 114(1): 10–17.

Travis Madsen, Chris Phelps, *Unnecessary Hazards*, Environment Connecticut, 2007.

U.S. Environmental Protection Agency Office of Research and Development, *A Decade of Children's Environmental Health Research*, December 2007.

Winrow CJ et al, *Loss of neuropathy target esterase in mice links organophosphate exposure to hyperactivity*, Nat Genet. 2003 Apr;33(4):477-85.

Xu X, Nembhard WN, Kan H, Kearney G, Zhang ZJ, Talbott EO, *Urinary trichlorophenol levels and increased risk of attention deficit hyperactivity disorder among US school-aged children*, Occup Environ Med. 2011 Aug;68(8):557-61.

FTALATI

Cho SC, Bhang SY, Hong YC, Shin MS, Kim BN, Kim JW, Yoo HJ, Cho IH, Kim HW, *Relationship Between Environmental Phthalate Exposure and the Intelligence of School-Aged Children*, Environ Health Perspect. 2010; 118(7):1027-32.

David C Bellinger, *Prenatal Exposures to Environmental Chemicals and Children's Neurodevelopment: An Update*, Saf Health Work. 2013 March; 4(1): 1–11.

Engel SM, Miodovnik A, Canfield RL, Zhu C, Silva MJ, Calafat AM, Wolff MS, *Prenatal phthalate exposure is associated with childhood behavior and executive functioning*, Environ Health Perspect. 2010 Apr;118(4):565-71.


Hinton RH et al., *Effects of phthalic acid esters on the liver and thyroid*, Environ Health Perspect. 1986.

Ishido M, Masuo Y, Sayato-Suzuki J, Oka S, Niki E, Morita M, *Dicyclohexylphthalate causes hyperactivity in the rat concomitantly with impairment of tyrosine hydroxylase immunoreactivity*, J Neurochem. 2004 Oct; 91(1):69-76.

John D. Meeker, *Exposure to Environmental Endocrine Disruptors and Child Development*, Arch Pediatr Adolesc Med. 2012 June 1; 166(6): E1–E7.

Jurewicz J, Hanke W, *Exposure to phthalates: reproductive outcome and children health. A review of epidemiological studies*, Int J Occup Med Environ Health. 2011 Jun;24(2):115-41.

Kim BN, Cho SC, Kim Y, Shin MS, Yoo HJ, Kim JW, Yang YH, Kim HW, Bhang SY, Hong YC, *Phthalates exposure and attention-deficit/hyperactivity disorder in school-age children*, Biol Psychiatry. 2009 Nov; 66(10):958-63.



"GIU' LE MANI DAI BAMBINI®"

CAMPAGNA NAZIONALE PER LA DIFESA
DEL DIRITTO ALLA SALUTE DEI BAMBINI



Larsson M, Weiss B, Janson S, Sundell J, Bornehag CG, *Associations between indoor environmental factors and parental-reported autistic*, Neurotoxicology 2009 Sep; 30(5):822-31

Masuo Y, Morita M, Oka S, Ishido M, *Motor hyperactivity caused by a deficit in dopaminergic neurons and the effects of endocrine disruptors: a study inspired by the physiological roles of PACAP in the brain*, Regul Pept. 2004 Dec 15;123(1-3):225-34.

Meeker JD et al, *Urinary phthalate metabolites in relation to preterm birth in Mexico city*, Environ Health Perspect. 2009 Oct

Price SC, Chescoe D, Grasso P, Wright M, Hinton RH, *Alterations in the thyroids of rats treated for long periods with di-(2-ethylhexyl) phthalate or with hypolipidaemic agents*, Toxicol Lett. 1988 Jan; 40(1):37-46.

Rider CV, Furr JR, Wilson VS, Gray LE Jr, *Cumulative effects of in utero administration of mixtures of reproductive toxicants that disrupt common target tissues via diverse mechanisms of toxicity*, Int J Androl. 2010 Apr; 33(2):443-62.

Schantz SL, Widholm JJ, *Cognitive effects of endocrine-disrupting chemicals in animals*, Environ Health Perspect. 2001 Dec;109(12):1197-206.

Travis Madsen, Chris Phelps, *Unnecessary Hazards*, Environment Connecticut, 2007.

Yen TH, Lin-Tan DT, Lin JL, *Food safety involving ingestion of foods and beverages prepared with phthalate-plasticizer-containing clouding agents*, J Formos Med Assoc. 2011 Nov;110(11):671-84.

Zhang Y, Lin L, Cao Y, Chen B, Zheng L, Ge RS, *Phthalate levels and low birth weight: a nested case-control study of Chinese newborns*, J Pediatr. 2009 Oct; 155(4):500-4.

PCB

Berger DF, Lombardo JP, Jeffers PM, Hunt AE, Bush B, Casey A, Quimby F, *Hyperactivity and impulsiveness in rats fed diets supplemented with either Aroclor 1248 or PCB-contaminated St. Lawrence river fish*, Behav Brain Res. 2001 Nov 29;126(1-2):1-11.

Bowman RE, Heironimus MP, Barsotti DA, *Locomotor hyperactivity in PCB-exposed rhesus monkeys*, Neurotoxicology 1981 Oct;2(2):251-68.

Carpenter DO, Hussain RJ, Berger DF, Lombardo JP, Park HY, *Electrophysiologic and behavioral effects of perinatal and acute exposure of rats to lead and polychlorinated biphenyls*, Environ Health Perspect. 2002 Jun;110 Suppl 3:377-86.

Eubig PA, Aguiar A, Schantz SL, *Lead and PCBs as risk factors for attention deficit/hyperactivity disorder*, Environ Health Perspect. 2010 Dec;118(12):1654-67.

Grandjean P, Poulsen LK, Heilmann C, Steuerwald U, Weihe P, *Allergy and Sensitization during Childhood Associated with Prenatal and Lactational Exposure to Marine Pollutants*, Environ Health Perspect. 2010 Oct;118(10):1429-33.

Holene E, Nafstad I, Skaare JU, Sagvolden T, *Behavioural hyperactivity in rats following postnatal exposure to sub-toxic doses of PCB congeners 153 and 126*, Behav Brain Res 1998 Jul;94(1):213-24.



Comitato "GiuleManidaiBambini®" ONLUS- Casella Postale 589 - 10121 Torino Centro
fax 011/19711233 - pronta reperibilità 338/7478239 - media relation 337/415305
info@giulemanidaibambini.org - www.giulemanidaibambini.org

"GIU' LE MANI DAI BAMBINI®"

CAMPAGNA NAZIONALE PER LA DIFESA DEL DIRITTO ALLA SALUTE DEI BAMBINI



A.S.O. San Giovanni Battista



UNIVERSITÀ DEGLI STUDI DI NAPOLI
"L'Orientale"

Jacobson JL, Jacobson SW, Humphrey HE, *Effects of in utero exposure to polychlorinated biphenyls and related contaminants on cognitive functioning in young children*, J Pediatr 1990 Jan;116(1):38-45.

Jacobson JL, Jacobson SW, *Prenatal exposure to polychlorinated biphenyls and attention at school age*, J Pediatr. 2003 Dec;143(6):780-8.

Kimura-Kuroda J, Nagata I, Kuroda Y, *Disrupting effects of hydroxy-polychlorinated biphenyl (PCB) congeners on neuronal development of cerebellar Purkinje cells: a possible causal factor for developmental brain disorders?* Chemosphere. 2007 Apr;67(9):S412-20.

Kuriyama SN, Chahoud I, *In utero exposure to low-dose 2,3',4,4',5-pentachlorobiphenyl (PCB 118) impairs male fertility and alters neurobehavior in rat offspring*, Toxicology 2004 Oct 1;202(3):185-97.

Lesmana R, Shimokawa N, Takatsuru Y, Iwasaki T, Koibuchi N, *Lactational exposure to hydroxylated polychlorinated biphenyl (OH-PCB 106) causes hyperactivity in male rat pups by aberrant increase in dopamine and its receptor*, Environ Toxicol. 2012 Sep 20.

Rice DC, *Parallels between attention deficit hyperactivity disorder and behavioral deficits produced by neurotoxic exposure in monkeys*, Environ Health Perspect. 2000 Jun;108 Suppl 3:405-8.

Sagiv SK, Thurston SW, Bellinger DC, Tolbert PE, Altshul LM, Korrick SA, *Prenatal organochlorine exposure and behaviors associated with attention deficit hyperactivity disorder in school-aged children*, Am J Epidemiol. 2010 Mar 1;171(5):593-601.

Stewart P, Fitzgerald S, Reihman J, Gump B, Lonky E, Darvill T, Pagano J, Hauser P, *Prenatal PCB exposure, the corpus callosum, and response inhibition*, Environ Health Perspect. 2003 Oct;111(13):1670-7.

Vreugdenhil HJ, Van Zanten GA, Brocaar MP, Mulder PG, Weisglas-Kuperus N, *Prenatal PCB exposure and breast-feeding and auditory P300 latencies in 9-year-old Dutch children*, Dev Med Child Neurol. 2004 Jun;46(6):398-405.

Woodruff TJ, Axelrad DA, Kyle AD, Nweke O, Miller GG, Hurley BJ, *Trends in Environmentally Related Childhood Illnesses*, Pediatrics. 2004 Apr;113(4 Suppl):1133-40.

MERCURIO

D. K. L. Cheuk, V.Wong, *Attention-deficit hyperactivity disorder and blood mercury level: a case-control study in Chinese children*, Neuropediatrics, 2006;37: 234-240.

Geier DA, Geier MR, *A two-phased population epidemiological study of the safety of thimerosal-containing vaccines: a follow-up analysis*, Med Sci Monit. 2005 Apr;11(4):CR160-70.

Geier DA, Mumper E, Gladfelter B, Coleman L, Geier MR, *Neurodevelopmental disorders, maternal Rh-negativity, and Rho(D) immune globulins: a multi-center assessment*, Neuro Endocrinol Lett.2008 Apr;29(2):272-80.

Grandjean P, Weihe P, White RF, Debes F, Araki S, Yokoyama K, Murata K, Sørensen N, Dahl R, Jørgensen PJ, *Cognitive deficit in 7-year-old children with prenatal exposure to methylmercury*, Neurotoxicol Teratol. 1997 Nov-Dec;19(6):417-28.

Comitato "GiuleManidaibambini®" ONLUS- Casella Postale 589 - 10121 Torino Centro
fax 011/19711233 - pronta reperibilità 338/7478239 - media relation 337/415305
info@giulemanidaibambini.org - www.giulemanidaibambini.org



ORDINE DEI MEDICI CHIRURGI E DEGLI ODONTOIATRI IMATRA

"GIU' LE MANI DAI BAMBINI®"

CAMPAGNA NAZIONALE PER LA DIFESA
DEL DIRITTO ALLA SALUTE DEI BAMBINI



Murata K, Weihe P, Budtz-Jørgensen E, Jørgensen PJ, Grandjean P, *Delayed brainstem auditory evoked potential latencies in 14-year-old children exposed to methylmercury*, J Pediatr. 2004 Feb;144(2):177-83.

Palomo T, Beninger RJ, Kostrzewa RM, Archer T, *Brain sites of movement disorder: genetic and environmental agents in neurodevelopmental perturbations*, Neurotox Res. 2003;5(1-2):1-26.

Sagiv SK, Thurston SW, Bellinger DC, Amarasiwardena C, Korrick SA, *Prenatal exposure to mercury and fish consumption during pregnancy and attention-deficit/hyperactivity disorder-related behavior in children*, Arch Pediatr Adolesc Med. 2012 Dec;166(12):1123-31.

Weihe P, Debes F, White RF, Sørensen N, Budtz-Jørgensen E, Keiding N, Grandjean P, *Environmental epidemiology research leads to a decrease of the exposure limit for mercury*, Ugeskr Laeger. 2003 Jan 6;165(2):107-11.

Yokoo EM, Valente JG, Grattan L, Schmidt SL, Platt I, Silbergeld EK, *Low level methylmercury exposure affects neuropsychological function in adults*, Environ Health. 2003 Jun 4;2(1):8.

Young HA, Geier DA, Geier MR, *Thimerosal exposure in infants and neurodevelopmental disorders: an assessment of computerized medical records in the Vaccine Safety Datalink*, J Neurol Sci. 2008 Aug 15;271(1-2):110-8.

DISORDINI DEL SONNO

Abdel-Rassoul G, El-Fateh OA, Salem MA, Michael A, Farahat F, El-Batanouny M, Salem E, *Neurobehavioral effects among inhabitants around mobile phone base stations*, Neurotoxicology 2007 Mar;28(2):434-40.

Altpeter ES, Rösli M, Battaglia M, Pfluger D, Minder CE, Abelin T, *Effect of short-wave (6-22 MHz) magnetic fields on sleep quality and melatonin cycle in humans*, Bioelectromagnetics 2006 Feb;27(2):142-50.

Archbold KH, Giordani B, Ruzicka DL, Chervin RD, *Cognitive executive dysfunction in children with mild sleep-disordered breathing*, Biol Res Nurs. 2004 Jan;5(3):168-76.

Arman AR, Ersu R, Save D, Karadag B, Karaman G, Karabekiroglu K, Karakoc F, Dagli E, Berkem M, *Symptoms of inattention and hyperactivity in children with habitual snoring : evidence from a community-based study in Istanbul*, Child Care Health Dev. 2005 Nov;31(6):707-17.

Bass JL, Corwin M, Gozal D, Moore C, Nishida H, Parker S, Schonwald A, Wilker RE, Stehle S, Kinane TB, *The effect of chronic or intermittent hypoxia on cognition in childhood: a review of the evidence*, Pediatrics 2004 Sep;114(3):805-16.

Bernal Lafuente M, Valdizan JR, Garcia Campayo J, *Nocturnal polysomnographic study in children with attention deficit hyperactivity disorder*, Rev Neurol. 2004 Feb;38 Suppl 1:S103-10.

Bortkiewicz A, Zmysłony M, Szykowska A, Gadzicka E, *Subjective symptoms reported by people living in the vicinity of cellular phone base stations*, Med Pr. 2004;55(4):345-51.

Bullock GL, Schall U, *Dyssomnia in children diagnosed with attention deficit hyperactivity disorder: a critical review*, Aust N Z J Psychiatry. 2005 May;39(5):373-7.



"GIU' LE MANI DAI BAMBINI®"

CAMPAGNA NAZIONALE PER LA DIFESA
DEL DIRITTO ALLA SALUTE DEI BAMBINI



Chervin RD, Archbold KH, Dillon JE, Panahi P, Pituch KJ, Dahl RE, Guilleminault C, *Inattention, hyperactivity, and symptoms of sleep-disordered breathing*, Pediatrics 2002 Mar;109(3):449-56.

Chervin RD, Dillon JE, Archbold KH, Ruzicka DL, *Conduct problems and symptoms of sleep disorders in children*, J Am Acad Child Adolesc Psychiatry 2003 Feb;42(2):201-8.

Chervin RD, Dillon JE, Bassetti C, Ganoczy DA, Pituch KJ, *Symptoms of sleep disorders, inattention, and hyperactivity in children*, Sleep 1997 Dec;20(12):1185-92.

Chervin RD, Ruzicka DL, Archbold KH, Dillon JE, *Snoring predicts hyperactivity four years later*, Sleep 2005 Jul;28(7):885-90.

Chiang HL, Gau SS, Ni HC, Chiu YN, Shang CY, Wu YY, Lin LY, Tai YM, Soong WT, *Association between symptoms and subtypes of attention-deficit hyperactivity disorder and sleep problems/disorders*, J Sleep Res. 2010 Dec;19(4):535-45.

Cornelia W. Selsam, *Documented Health Damage under the Influence of High Frequency Electromagnetic Fields*, 2005

Cortese S, Faraone SV, Konofal E, Lecendreux M, *Sleep in children with attention-deficit/hyperactivity disorder: Meta-analysis of subjective and objective studies*, J of the American Academy of Child & Adolescent Psychiatry 2009 Sep;48(9):894-908.

Crabtree VM, Ivanenko A, Gozal D, *Clinical and parental assessment of sleep in children with ADHD referred to a pediatric sleep medicine center*, Clin Pediatr (Phila). 2003 Nov-Dec;42(9):807-13.

Dagan Y, Zeevi-Luria S, Sever Y, Hallis D, Yovel I, Sadeh A, Dolev E, *Sleep quality in children with attention deficit hyperactivity disorder: an actigraphic study*, Psychiatry Clin Neurosci. 1997 Dec;51(6):383-6.

Frolich J et al., *Coherency of attention deficit/hyperactivity and sleep-related problems: Results from a crosssectional study in elementary school children*, Somnologie 2009.

Frölich J, Lehmkuhl G, *Differential diagnostic correlations of sleep and attention disorders in childhood--comorbid psychological and organic illnesses*, Prax Kinderpsychol Kinderpsychiatr. 2004 Jan;53(1):48-59.

Frölich J, Lehmkuhl G, Wiater A, *Sleep disorders in children with ADHD - results of a polysomnographic study*, Z Kinder Jugendpsychiatr Psychother. 2005 Jul;33(3):205-16.

Frölich J, Lehmkuhl G, Wiater A, *Sleep disorders in hyperkinetic children--correlation with arousal disorders, differential diagnosis and comorbidity*, Z Kinder Jugendpsychiatr Psychother. 2003 May;31(2):133-43.

Gaultney JF, Terrell DF, Gingras JL, *Parent-reported periodic limb movement, sleep disordered breathing, bedtime resistance behaviors, and ADHD*, B Sleep Med. 2005;3(1):32-43.

Golan N, Shahar E, Ravid S, Pillar G, *Sleep disorders and daytime sleepiness in children with attention-deficit/hyperactive disorder*, Sleep. 2004 Mar 15;27(2):261-6.

Gössel-Sybank R, Grimmer I, Korte J, Siegmund R, *Actigraphic monitoring of the activity-rest behavior of preterm and full-term infants at 20 months of age*, Chronobiol Int. 2004 Jul;21(4-5):661-71.

Gottlieb DJ, Vezina RM, Chase C, Lesko SM, Heeren TC, Weese-Mayer DE, Auerbach SH, Corwin MJ, *Symptoms of sleep-disordered breathing in 5-year-old children are associated with sleepiness and problem behaviors*, Pediatrics 2003 Oct;112(4):870-7.



"GIU' LE MANI DAI BAMBINI®"

CAMPAGNA NAZIONALE PER LA DIFESA
DEL DIRITTO ALLA SALUTE DEI BAMBINI



Gozal D, Pope DW Jr, *Snoring During Early Childhood and Academic Performance at Ages Thirteen to Fourteen Years*, Pediatrics 2001 Jun;107(6):1394-9.

Grissom EM, Brubaker B, Capdevila OS, Hawley WR, Gozal D, *Eye movement during REM sleep in children with attention deficit hyperactivity disorder*, Dev Neuropsychol. 2009 Sep; 34(5):552-9.

Gruber R, Sadeh A, Raviv A, *Instability of sleep patterns in children with attention-deficit/hyperactivity disorder*, J Am Acad Child Adolesc Psychiatry 2000 Apr;39(4):495-501.

Halbower AC, Degaonkar M, Barker PB, Earley CJ, Marcus CL, Smith PL, Prahme MC, Mahone EM, *Childhood Obstructive Sleep Apnea Associates with Neuropsychological Deficits and Neuronal Brain Injury*, PLoS Medicine 2006 Aug;3(8):e301.

Huang YS, Chen NH, Li HY, Wu YY, Chao CC, Guilleminault C, *Sleep disorders in Taiwanese children with attention deficit/hyperactivity disorder*, J Sleep Res. 2004 Sep;13(3):269-77.

Huber R, Treyer V, Schuderer J, Berthold T, Buck A, Kuster N, Landolt HP, Achermann P, *Exposure to pulse-modulated radio frequency electromagnetic fields affects regional cerebral blood flow*, Eur J Neurosci. 2005 Feb;21(4):1000-6.

Hvolby A, Jørgensen JI, Bilenberg N, *Sleeping disorders can imitate attention deficit/hyperactivity disorder*, Ugeskr Laeger. 2005 Oct 10;167(41):3893-4.

Kinkelbur J, Eckart R, Rothenberger A, *Indications for sleep laboratory studies in psychiatrically symptomatic children and adolescents*, Kinderkrankenschwester 2003 Apr;22(4):166-9.

Kirk VG, Bohn S, *Periodic limb movements in children: prevalence in a referred population*, Sleep. 2004 Mar 15;27(2):313-5.

Kirov R, Kinkelbur J, Heipke S, Kostanecka-Endress T, Westhoff M, Cohrs S, Ruther E, Hajak G, Banaschewski T, Rothenberger A, *Is there a specific polysomnographic sleep pattern in children with ADHD? J Sleep Res. 2004 Mar;13(1):87-93.*

Konofal E, Lecendreux M, Bouvard MP, Mouren-Simeoni MC, *High levels of nocturnal activity in children with ADHD: a video analysis*, Psychiatry Clin Neurosci. 2001 Apr;55(2):97-103.

Kraenz S, Fricke L, Wiater A, Mitschke A, Breuer U, Lehmkühl G, *Prevalence and stress factors of sleep disorders in children starting school*, Prax Kinderpsychol Kinderpsychiatr. 2004 Jan;53(1):3-18.

LeBourgeois MK, Avis K, Mixon M, Olmi J, Harsh J, *Snoring, sleep quality, and sleepiness across attention-deficit/hyperactivity disorder subtypes*, Sleep. 2004 May 1;27(3):520-5.

Lindberg N, Tani P, Porkka-Heiskanen T, Appelberg B, Rimón R, Virkkunen M, *ADHD and sleep in homicidal men with antisocial personality disorder*, Neuropsychobiology. 2004;50(1):41-7.

Magda Havas, *Biological Effects of EMFs*, 3rd International Workshop, Kos, Greece, 4-8 October, 2004

Magda Havas, *Electromagnetic Hypersensitivity: Biological Effects of Dirty Electricity with Emphasis on Diabetes and Multiple Sclerosis*, Electromagnetic Biology and Medicine, 2006;25(4):259-68.

Magda Havas, *Environmental and Resource Studies*, Trent University, Education Forum Magazine, 2006



"GIU' LE MANI DAI BAMBINI®"

CAMPAGNA NAZIONALE PER LA DIFESA
DEL DIRITTO ALLA SALUTE DEI BAMBINI



Melendres MC, Lutz JM, Rubin ED, Marcus CL, *Daytime sleepiness and hyperactivity in children with suspected sleep-disordered breathing*, Pediatrics 2004 Sep;114(3):768-75.

Naseem S, Chaudhary B, Collop N, *Attention deficit hyperactivity disorder in adults and obstructive sleep apnea*, Chest. 2001 Jan;119(1):294-6.

Oberfeld Grd, *The microwave syndrome, Further aspects of a spanish study*, Presented at an International Conference in Kos (Greece), 2004

O'Brien LM, Gozal D, *Sleep in children with attention deficit/hyperactivity disorder*, Minerva Pediatr. 2004 Dec;56(6):585-601.

O'Brien LM, Ivanenko A, Crabtree VM, Holbrook CR, Bruner JL, Klaus CJ, Gozal D, *Sleep disturbances in children with attention deficit hyperactivity disorder*, Pediatr Res. 2003 Aug;54(2):237-43.

Olle Johansson, *How Shall we Cope With the Increasing Amounts of Airborne Radiation?* J. Aust. Coll. Nutr. & Env. Med., 2006

Picchiatti DL, England SJ, Walters AS, Willis K, Verrico T, *Periodic limb movement disorder and restless legs syndrome in children with ADHD*, J Child Neurol. 1998 Dec;13(12):588-94.

Picchiatti DL, Underwood DJ, Farris WA, Walters AS, Shah MM, Dahl RE, Trubnick LJ, Bertocci MA, Wagner M, Hening WA, *Further studies on periodic limb movement disorder and restless legs syndrome in children with ADHD*, Mov Disord. 1999 Nov;14(6):1000-7.

Röösli M, Moser M, Baldinini Y, Meier M, Braun-Fahrländer C, *Symptoms of ill health ascribed to electromagnetic field exposure - a questionnaire survey*, Int J Hyg Environ Health. 2004 Feb;207(2):141-50.

Silvestri R, Gagliano A, Aricò I, Calarese T, Cedro C, Bruni O, Conduro R, Germanò E, Gervasi G, Siracusano R, Vita G, Bramanti P, *Sleep disorders in children with Attention-Deficit/Hyperactivity Disorder (ADHD) recorded overnight by video-polysomnography*, Sleep Med. 2009 Dec;10(10):1132-8.

Stepanova I, Nevsimalova S, Hanusova J, *Rhythmic movement disorder in sleep persisting into childhood and adulthood*, Sleep 2005 Jul;28(7):851-7.

Surman CB, Thomas RJ, Aleardi M, Pagano C, Biederman J, *Adults with ADHD and sleep complaints: a pilot study identifying sleep-disordered breathing using polysomnography and sleep quality assessment*, J Atten Disord. 2006 Feb;9(3):550-5.

Takahashi A, Ishimaru H, Ikarashi Y, Maruyama Y, *Aspects of hypothalamic neuronal systems in VMH lesion-induced obese rats*, J Auton Nerv Syst. 1994 Aug;48(3):213-9.

Thunstrom M, *Severe sleep problems in infancy associated with subsequent development of ADHD at 5.5 years of age*, Acta Paediatr 2002;91(5):584-92.

Tsai MH, Huang YS, Huang YS, *Attention-deficit/hyperactivity disorder and sleep disorders in children*, Med Clin North Am. 2010 May;94(3):615-32.

Urschitz MS, Eitner S, Guenther A, Eggebrecht E, Wolff J, Urschitz-Duprat PM, Schlaud M, Poets CF, *Habitual snoring, intermittent hypoxia, and impaired behavior in primary school children*, Pediatrics. 2004 Oct;114(4):1041-8.



ALLERGIE E INTOLLERANZE ALIMENTARI

Comitato "GiuleManidaibambini®" ONLUS- Casella Postale 589 - 10121 Torino Centro
fax 011/19711233 - pronta reperibilità 338/7478239 - media relation 337/415305
info@giulemanidaibambini.org - www.giulemanidaibambini.org

"GIU' LE MANI DAI BAMBINI®"

CAMPAGNA NAZIONALE PER LA DIFESA
DEL DIRITTO ALLA SALUTE DEI BAMBINI



Bellanti JA, Sabra A, Castro HJ, Chavez JR, Malka-Rais J, de Inocencio JM, *Are attention deficit hyperactivity disorder and chronic fatigue syndrome allergy related? what is fibromyalgia?*, All Asthma Proc 2005 Jan-Feb;26(1):19-28.

Egger J, Stolla A, McEwen LM, *Controlled trial of hyposensitisation in children with food-induced hyperkinetic syndrome*, Lancet, 1992 May 9;339(8802):1150-3.

Hughes EC, Weinstein RC, Gott PS, Binggeli R, Whitaker KL, *Food sensitivity in attention deficit disorder with hyperactivity (ADD/HA): a procedure for differential diagnosis*, Ann Allergy, 1982 Nov;49(5):276-80.

Marshall P, *Attention deficit disorder and allergy: a neurochemical model of the relation between the illnesses*, Psychol Bull, 1989 Nov;106(3):434-46.

Panizon F, *Food allergy and psychosomatic medicine. New frontiers*, Pediatr Med Chir, 1987 Nov-Dec;9(6):671-7.

Parris M Kidd, *Attention deficit/hyperactivity disorder (ADHD) in children: rationale for its integrative management*, Alternative medicine review 2000 Oct;5(5):402-28.

Salzman LK, *Allergy testing, psychological assessment and dietary treatment of the hyperactive child syndrome*, Med J Aust.1976 Aug 14;2(7):248-51.

Sonuga-Barke EJ, Brandeis D, Cortese S, Daley D, Ferrin M, Holtmann M, Stevenson J, Danckaerts M, van der Oord S, Döpfner M, Dittmann RW, Simonoff E, Zuddas A, Banaschewski T, Buitelaar J, Coghill D, Hollis C, Konofal E, Lecendreux M, Wong IC, Sergeant J; European ADHD Guidelines Group, *Nonpharmacological interventions for ADHD: systematic review and meta-analyses of randomized controlled trials of dietary and psychological treatments*, Am J Psychiatry 2013 Mar 1;170(3):275-89.

Tryphonas H, Trites R, *Food allergy in children with hyperactivity, learning disabilities and/or minimal brain dysfunction*, Ann Allergy, 1979 Jan;42(1):22-7.

ALIMENTAZIONE SCORRETTA O CARENTE

Acidi grassi essenziali

Bell JG, Sargent JR, Tocher DR, Dick JR, *Red blood cell fatty acid compositions in a patient with autistic spectrum disorder: a characteristic abnormality in neurodevelopmental disorders?* Prostaglandins Leukot Essent Fatty Acids. 2000 Jul-Aug;63(1-2):21-5.

Burgess JR, Stevens L, Zhang W, Peck L, *Long-chain polyunsaturated fatty acids in children with attention-deficit hyperactivity disorder*, Am J Clin Nutr. 2000 Jan;71(1 Suppl):327S-30S.

Colquhoun I, *A lack of essential fatty acids as a possible cause of hyperactivity in children*, Medical Hypotheses 1981 May;7(5):673-9.

F Ottoboni, *Can Attention Defi cit-Hyperactivity Disorder Result from Nutritional Deficiency?*, J. of Am. Phys. and Surgeons 2003

Hallahan B, Garland MR, *Essential fatty acids and their role in the treatment of impulsivity disorders*, Prostaglandins Leukot Essent Fatty Acids. 2004 Oct;71(4):211-6.

Mitchell EA, Aman MG, Turbott SH, Manku M, *Clinical characteristics and serum essential fatty acid levels in hyperactive children*, Clin Pediatr (Phila) 1987 Aug;26(8):406-11.



Ordine provinciale dei Medici Chirurghi e degli Odontoiatri di Mestre



Ordine Provinciale dei Medici Chirurghi e degli Odontoiatri di Mantova



Ordine Dei Medici Chirurghi e Odontoiatri del Verbano Cusio Ossola



Ordine dei Medici Chirurghi ed Odontoiatri della Provincia di Caltanissetta



ORDINE DEI MEDICI CHIRURGI E DEGLI ODONTOIATRI DI MATERA



ORDINE DEI MEDICI CHIRURGI E ODONTOIATRI DELLA PROVINCIA DI TARANTO

"GIU' LE MANI DAI BAMBINI®"

CAMPAGNA NAZIONALE PER LA DIFESA
DEL DIRITTO ALLA SALUTE DEI BAMBINI



Richardson AJ, *Long-chain polyunsaturated fatty acids in childhood developmental and psychiatric disorders*, Lipids. 2004 Dec;39(12):1215-22.

Richardson AJ, Puri BK, *A randomized double-blind, placebo-controlled study of the effects of supplementation with highly unsaturated fatty acids on ADHD-related symptoms in children with specific learning difficulties*, Prog Neuropsychopharmacol Biol Psychiatry 2002 Feb;26(2):233-9.

Richardson AJ, Puri BK, *The potential role of fatty acids in attention-deficit/hyperactivity disorder*, Prostaglandins Leukot Ess. F. Acids 2000 Jul-Aug;63(1-2):79-87.

Richardson AJ, Ross MA, *Fatty acid metabolism in neurodevelopmental disorder: a new perspective on associations between attention-deficit/hyperactivity disorder, dyslexia, dyspraxia and the autistic spectrum*, Prostaglandins Leukot Essent Fatty Acids. 2000 Jul-Aug;63(1-2):1-9.

Ross BM, McKenzie I, Glen I, Bennett CP, *Increased levels of ethane, a non-invasive marker of n-3 fatty acid oxidation, in breath of children with ADHD*, Nutr Neurosci. 2003 Oct;6(5):277-81.

Stevens LJ, Zentall SS, Abate ML, Kuczek T, Burgess JR, *Omega-3 fatty acids in boys with behavior, learning, and health problems*, Physiol Behav. 1996 Apr-May;59(4-5):915-20.

Stevens LJ, Zentall SS, Deck JL, Abate ML, Watkins BA, Lipp SR, Burgess JR, *Essential fatty acid metabolism in boys with attention-deficit hyperactivity disorder*, Am J Clin Nutr. 1995 Oct;62(4):761-8.

Ward PE, *Potential diagnostic aids for abnormal fatty acid metabolism in a range of neurodevelopmental disorders*, Prostaglandins Leukot Essent Fatty Acids. 2000 Jul-Aug;63(1-2):65-8.

Young GS, Maharaj NJ, Conquer JA, *Blood phospholipid fatty acid analysis of adults with and without attention deficit/hyperactivity disorder*, Lipids. 2004 Feb;39(2):117-23.

Miscellanea

Anthony HM, Maberly DJ, Birtwistle S, *Attention deficit hyperactivity disorder*, Arch Dis Child 1999 Aug;81(2):189.

Arevalo R, Castro R, Palarea MD, Rodriguez M, *Tyrosine administration to pregnant rats induces persistent behavioral modifications in the male offspring*, Physiol Behav. 1987;39(4):477-81.

Berdonces JL, *Attention deficit and infantile hyperactivity*, Rev Enferm. 2001 Jan;24(1):11-4.

Breakey J, *The role of diet and behaviour in childhood*, Paediatr Child Health. 1997 Jun;33(3):190

Brenner A, *A study of the efficacy of the Feingold diet on hyperkinetic children. Some favorable personal observations*, Clin Pediatr (Phila). 1977 Jul;16(7):652-6.

Brenner A, *Trace mineral levels in hyperactive children responding to the Feingold diet*, Journal of Pediatrics 1979 Jun;94(6):944-5.

Carter CM, Urbanowicz M, Hemsley R, Mantilla L, Strobel S, Graham PJ, Taylor E, *Effects of a few food diet in attention deficit disorder*, Arch Dis Child 1993 Nov;69(5):564-8.

Dykman KD, Dykman RA, *Effect of nutritional supplements on attentional-deficit hyperactivity disorder*, Integr Physiol Behav Sci. 1998 Jan-Mar;33(1):49-60.



"GIU' LE MANI DAI BAMBINI®"

CAMPAGNA NAZIONALE PER LA DIFESA
DEL DIRITTO ALLA SALUTE DEI BAMBINI



Egger J, Carter CM, Graham PJ, Gumley D, Soothill JF, *Controlled trial of oligoantigenic treatment in the hyperkinetic syndrome*, Lancet 1985 Mar 9;1(8428):540-5.

Galler JR, Ramsey F, *A follow-up study of the influence of early malnutrition on development: behavior at home and at school*, J Am Acad Child Adolesc Psychiatry 1989 Mar;28(2):254-61.

Guardiola A, Fuchs FD, Terra AR, Cunha C, Driemeyer I, Schmidt K, Fernandes L, Leal J, Rotta NT, *Importance of nutritional aspects in attention deficit hyperactivity disorders*, Arq Neuropsiquiatr. 1997 Sep;55(3B):598-605.

Harding KL, Judah RD, Gant C, *Outcome-based comparison of Ritalin versus food-supplement treated children with AD/HD*, Altern Med Rev. 2003 Aug;8(3):319-30.

Kadziela-Olech H, Piotrowska-Jastrzebska J, *The duration of breastfeeding and attention deficit hyperactivity disorder*, Roczn Akad Med Bialymst. 2005;50:302-6.

Lien L, Lien N, Heyerdahl S, Thoresen M, Bjertness E, *Consumption of soft drinks and hyperactivity, mental distress, and conduct problems among adolescents in Oslo*, Am J Public Health. 2006 Oct;96(10):1815-20.

Michael F. Jacobson, David Schardt, *Diet, ADHD & Behavior*, Center for Sci. in the Public Interest 1999

Mitchell EA, Aman MG, Turbott SH, Manku M, *Clinical characteristics and serum essential fatty acid levels in hyperactive children*, Clin Pediatr (Phila) 1987 Aug;26(8):406-11.

Murphy P, Burnham WM, *The ketogenic diet causes a reversible decrease in activity level in Long-Evans rats*, Exp Neurol. 2006 Sep;201(1):84-9.

Pelsser LM, Buitelaar JK, *Favourable effect of a standard elimination diet on the behavior of young children with attention deficit hyperactivity disorder (ADHD): a pilot study*, Ned Tijdschr Geneesk. 2003 Dec 27;147(52):2612.

Pelsser LM, Frankena K, Buitelaar JK, Rommelse NN, *Effects of food on physical and sleep complaints in children with ADHD: a randomised controlled pilot study*, Eur J Pediatr. 2010 Sep;169(9):1129-38.

Schnoll R, Burshteyn D, Cea-Aravena J, *Nutrition in the treatment of ADHD: a neglected but important aspect*, Appl Psychophysiol Biofeedback 2003 Mar;28(1):63-75.

Uhlig T, Merckenschlager A, Brandmaier R, Egger J, *Topographic mapping of brain electrical activity in children with food-induced attention deficit hyperkinetic disorder*, Eur J Pediatr 1997 Jul;156(7):557-61.

Van Oudheusden LJ, Scholte HR, *Efficacy of carnitine in the treatment of children with ADHD*, Prostaglandins Leukot Essent Fatty Acids. 2002 Jul;67(1):33-8.

Zeisel SH, *Dietary influences on neurotransmission*, Adv Pediatr. 1986;33:23-47.



BIOELEMENTI

Miscellanea

Cooke K, Gould MH, *The health effects of aluminium, a review*, J R Soc Health. 1991 Oct;111(5):163-8.

Kozielec T, Starobrat-Hermelin B, Kotkowiak L, *Deficiency of certain trace elements in children with hyperactivity*, Psychiatr Pol. 1994 May-Jun;28(3):345-53.



"GIU' LE MANI DAI BAMBINI®"

CAMPAGNA NAZIONALE PER LA DIFESA DEL DIRITTO ALLA SALUTE DEI BAMBINI



A.S.O. San Giovanni Battista



UNIVERSITÀ DEGLI STUDI DI NAPOLI "L'Orientale"

Starobrat-Hermelin B., *The effect of deficiency of selected bioelements on hyperactivity in children with certain specified mental disorders*, Ann Acad Med Stetin. 1998;44:297-314.

Vermiglio F, Lo Presti VP, Moleti M, Sidoti M, Tortorella G, Scaffidi G, Castagna MG, Mattina F, Violi MA, Crisà A, Artemisia A, Trimarchi F, *Attention deficit and hyperactivity disorders in the offspring of mothers exposed to mild-moderate iodine deficiency: a possible novel iodine deficiency disorder in developed countries*, The J of Clinical Endocrinology & Metabolism 2004 Dec;89(12):6054-60.

Manganese

Barlow PJ, *A pilot study on the metal levels in the hair of hyperactive children*, Med Hypotheses. 1983 Jul;11(3):309-18.

Bhang SY, Cho SC, Kim JW, Hong YC, Shin MS, Yoo HJ, Cho IH, Kim Y, Kim BN, *Relationship between blood manganese levels and children's attention, cognition, behavior, and academic performance-A nationwide cross-sectional study*, Envir. Res. 2013 Jun 19 pii: S0013-9351(13)00091-1.

Bouchard M, Laforest F, Vandelac L, Bellinger D, Mergler D, *Hair manganese and hyperactive behaviors: pilot study of school-age children exposed through tap water*, Environ Health Perspect. 2007 Jan;115(1):122-7.

Farias AC, Cunha A, Benko CR, McCracken JT, Costa MT, Farias LG, Cordeiro ML, *Manganese in children with attention-deficit/hyperactivity disorder: Relationship with methylphenidate exposure*, J Child Adolesc Psychopharmacol. 2010 Apr;20(2):113-8.

Kern CH, Stanwood GD, Smith DR, *Pre-weaning manganese exposure causes hyperactivity, disinhibition, and spatial learning and memory deficits associated with altered dopamine receptor and transporter levels*, Synapse. 2010 May;64(5):363-78. doi: 10.1002/syn.20736.

Tran TT, Chowanadisai W, Lönnerdal B, Le L, Parker M, Chicz-Demet A, Crinella FM, *Effects of neonatal dietary manganese exposure on brain dopamine levels and neurocognitive functions*, Neurotoxicology 2002 Oct;23(4-5):645-51.

Woolf A, Wright R, Amarasiriwardena C, Bellinger D, *A child with chronic manganese exposure from drinking water*, Environ Health Perspect. 2002 Jun;110(6):613-6.

Ferro

Chen MH, Su TP, Chen YS, Hsu JW, Huang KL, Chang WH, Chen TJ, Bai YM, *Association between psychiatric disorders and iron deficiency anemia among children and adolescents: a nationwide population-based study*, BMC Psychiatry. 2013 Jun 4;13:161.

Cortese S, Azoulay R, Castellanos FX, Chalard F, Lecendreux M, Chechin D, Delorme R, Sebag G, Sbarbati A, Mouren MC, Bernardina BD, Konofal E, *Brain iron levels in attention-deficit/hyperactivity disorder: a pilot MRI study*, World J Biol Psychiatry. 2012 Mar;13(3):223-31.

Konofal E, Cortese S, Lecendreux M, Arnulf I, Mouren MC, *Effectiveness of iron supplementation in a young child with attention-deficit/hyperactivity disorder*, Pediatrics. 2005 Nov;116(5):e732-4.



"GIU' LE MANI DAI BAMBINI®"

CAMPAGNA NAZIONALE PER LA DIFESA
DEL DIRITTO ALLA SALUTE DEI BAMBINI



A.S.O. San Giovanni Battista



UNIVERSITÀ DEGLI STUDI DI NAPOLI
"L'Orientale"

Konofal E, Lecendreux M, Arnulf I, Mouren MC, *Iron deficiency in children with attention-deficit/hyperactivity disorder*, Arch Pediatr Adolesc Med. 2004 Dec;158(12):1113-5.

Konofal E, Lecendreux M, Deron J, Marchand M, Cortese S, Zaïm M, Mouren MC, Arnulf I, *Effects of iron supplementation on attention deficit hyperactivity disorder in children*, Pediatr Neurol. 2008 Jan;38(1):20-6.

Lahat E, Heyman E, Livne A, Goldman M, Berkovitch M, Zachor D, *Iron deficiency in children with attention deficit hyperactivity disorder*, Isr Med Assoc J. 2011 Sep;13(9):530-3.

Parisi P, Villa MP, Donfrancesco R, Miano S, Paolino MC, Cortese S, *Could treatment of iron deficiency both improve ADHD and reduce cardiovascular risk during treatment with ADHD drugs?* Med Hypotheses. 2012 Aug;79(2):246-9.

Sever Y, Ashkenazi A, Tyano S, Weizman A, *Iron treatment in children with ADHD. A preliminary report*, Neuropsychobiology 1997;35(4):178-80.

Zinco

Arnold LE, Bozzolo H, Hollway J, Cook A, DiSilvestro RA, Bozzolo DR, Crowl L, Ramadan Y, Williams C, *Serum zinc correlates with parent- and teacher-rated inattention in children with ADHD*, J Child Adolesc Psychopharmacol 2005 Aug;15(4):628-36.

Bekaroğlu M, Aslan Y, Gedik Y, Değer O, Mocan H, Erduran E, Karahan C, *Relationships between serum free fatty acids and zinc, and ADHD: a research note*, J Child Psychol Psychiatry 1996 Feb;37(2):225-7.

Bilici M, Yildirim F, Kandil S, Bekaroğlu M, Yildirmiş S, Değer O, Ulgen M, Yildiran A, Aksu H, *Double-blind, placebo-controlled study of zinc sulfate in the treatment of ADHD*, Prog Neuropsychopharmacol Biol Psychiatry 2004 Jan;28(1):181-90.

Dodig-Curković K, Dovhanj J, Curković M, Dodig-Radić J, Degmečić D, *The role of zinc in the treatment of hyperactivity disorder in children*, Acta Med Croat. 2009 Oct;63(4):307-13.

Golub MS, Keen CL, Gershwin ME, Hendrickx AG, *Developmental zinc deficiency and behavior*, J Nutr. 1995 Aug;125(8 Suppl):2263S-2271S.

Golub MS, Takeuchi PT, Keen CL, Gershwin ME, Hendrickx AG, Lonnerdal B, *Modulation of behavioral performance of prepubertal monkeys by moderate dietary zinc deprivation*, Am J Clin Nutr. 1994 Aug;60(2):238-43.

Golub MS, Takeuchi PT, Keen CL, Hendrickx AG, Gershwin ME, *Activity and attention in zinc-deprived adolescent monkeys*, Am J Clin Nutr. 1996 Dec;64(6):908-15.

Pfeiffer CC, Braverman ER, *Zinc, the Brain and Behavior*. Biol Psychiat 1982 Apr;17(4):513-32.

Sperimentazione animale

Magnesio

Irmisch G, Thome J, Reis O, Hässler F, Weirich S, *Modified magnesium and lipoproteins in children with attention deficit hyperactivity disorder (ADHD)*, World J Biol Psychiatry. 2011 Sep;12 Suppl 1:63-5.



"GIU' LE MANI DAI BAMBINI®"

CAMPAGNA NAZIONALE PER LA DIFESA
DEL DIRITTO ALLA SALUTE DEI BAMBINI



Kozielec T, Starobrat-Hermelin B, *Assessment of magnesium levels in children with attention deficit hyperactivity disorder (ADHD)*, Magnes Res. 1997 Jun;10(2):143-8.

Mahmoud MM, El-Mazary AA, Maher RM, Saber MM, *Zinc, ferritin, magnesium and copper in a group of Egyptian children with attention deficit hyperactivity disorder*, Ital J Pediatr. 2011 Dec 29;37:60.

Mousain-Bosc M, Roche M, Polge A, Pradal-Prat D, Rapin J, Bali JP, *Improvement of neurobehavioral disorders in children supplemented with magnesium-vitamin B6. I. Attention deficit hyperactivity disorders*, Magnes Res. 2006 Mar;19(1):46-52.

Mousain-Bosc M, Roche M, Rapin J, Bali JP, *Magnesium VitB6 intake reduces central nervous system hyperexcitability in children*, J Am Coll Nutr. 2004 Oct;23(5):545S-548S.

Nogovitsina OR, Levitina EV, *Diagnostic value of examination of the magnesium homeostasis in children with ADHD*, Klin Lab Diagn. 2005 2005 May;(5):17-9.

Nogovitsina OR, Levitina EV, *Effect of MAGNE-B6 on the clinical and biochemical manifestations of the syndrome of attention deficit and hyperactivity in children*, Eksp Klin Farmakol. 2006 Jan-Feb;69(1):74-7.

Starobrat-Hermelin B, Kozielec T, *The effects of magnesium physiological supplementation on hyperactivity in children with ADHD*, Magnes Res. 1997 Jun;10(2):149-56.

Coloranti sintetici e conservanti

Augustine GJ Jr, Levitan H, *Neurotransmitter release from a vertebrate neuromuscular synapse affected by a food dye*, Science 1980 Mar 28;207(4438):1489-90.

Augustine GJ, Levitan H, *Presynaptic effect of Erythrosin B at the frog neuromuscular junction: ion and photon sensitivity*, J Physiol. 1983 Jan;334:65-77.

Bateman B, Warner JO, Hutchinson E, Dean T, Rowlandson P, Gant C, Grundy J, Fitzgerald C, Stevenson J, *The effects of a double blind, placebo controlled, artificial food colourings and benzoate preservative challenge on hyperactivity in a general population sample of preschool children*, Archives of Disease in Childhood 2004 Jun;89(6):506-11.

Boris M, Mandel FS, *Foods and additives are common causes of the attention deficit hyperactive disorder in children*, Ann Allergy, 1994 May;72(5):462-8.

Collins-Williams C, *Clinical spectrum of adverse reactions to tartrazine*, J. Asthma 1985;22(3):139-43.

Connors CK, Goyette CH, Southwick DA, Lees JM, Andrulonis PA, *Food additives and hyperkinesia: a controlled double-blind experiment*, Pediatrics 1976 Aug;58(2):154-66.

Connolly A, Hearty A, Nugent A, McKeivitt A, Boylan E, Flynn A, Gibney MJ, *Pattern of intake of food additives associated with hyperactivity in Irish children and teenagers*, Food Addit Contam Part A Chem Anal Control Expo Risk Assess. 2010 Apr;27(4):447-56.

Hindle RC, Priest J, *The management of hyperkinetic children: a trial of dietary therapy*, N Z Med J. 1978 Jul 26;88(616):43-5.

Lau K, McLean WG, Williams DP, Howard CV, *Synergistic interactions between commonly used food additives in a developmental neurotoxicity test*, Toxicol Sci. 2006 Mar;90(1):178-87.



"GIU' LE MANI DAI BAMBINI®"

CAMPAGNA NAZIONALE PER LA DIFESA
DEL DIRITTO ALLA SALUTE DEI BAMBINI



Laurie Barclay, *Artificial Food Additives May Increase Hyperactivity in Children*, Lancet 2007

McCann D, Barrett A, Cooper A, Crumpler D, Dalen L, Grimshaw K, Kitchin E, Lok K, Porteous L, Prince E, Sonuga-Barke E, Warner JO, Stevenson J, *Food additives and hyperactive behaviour in 3-year-old and 8/9-year-old children in the community: a randomised, double-blinded, placebo-controlled trial*, Lancet. 2007 Nov 3;370(9598):1542.

Rowe KS, Rowe KJ, *Synthetic food coloring and behavior*, J Pediatr, 1994 Nov;125(5 Pt 1):691-8.

S Dengate and A Ruben, *Controlled trial of cumulative behavioural effects of a common bread preservative*, Journal of Paediatrics and Child Health, Volume 38 Issue 4, Pages 373 – 376, 2002

Schab DW, Trinh NH, *Do artificial food colors promote hyperactivity in children with hyperactive syndromes?* J Dev Behav Pediatr. 2004 Dec;25(6):423-34.

DISTURBO DI SVILUPPO DELLA COORDINAZIONE

Frings M, Gaertner K, Buderath P, Gerwig M, Christiansen H, Schoch B, Gizewski ER, Hebebrand J, Timmann D, *Timing of conditioned eyeblink responses is impaired in children with attention-deficit/hyperactivity disorder*, Exp Brain Res. 2010 Mar;201(2):167-76.

Mangeot SD, Miller LJ, McIntosh DN, McGrath-Clarke J, Simon J, Hagerman RJ, Goldson E, *Sensory modulation dysfunction in children with attention-deficit-hyperactivity disorder*, Dev Med Child Neurol. 2001 Jun;43(6):399-406.

Marian J Jongmans , Eugenio Mercuri, Lilly M.S Dubowitz, Sheila E Henderson, *Perceptual-motor difficulties and their concomitants in six-year old children born prematurely*, «Human Mov. Sci.», 1998 vol. 17, pp.629-653


Mostofsky SH, Rimrod SL, Schafer JG, Boyce A, Goldberg MC, Pekar JJ, Denckla MB, *Atypical motor and sensory cortex activation in attention-deficit/hyperactivity disorder: a functional magnetic resonance imaging study of simple sequential finger tapping*, Biol Psychiatry 2006 Jan 1;59(1):48-56.

Palomo T, Beninger RJ, Kostrzewa RM, Archer T, *Brain sites of movement disorder: genetic and environmental agents in neurodevelopmental perturbations*, Neurotox Res 2003;5(1-2):1-26.

Parush S, Sohmer H, Steinberg A, Kaitz M, *Somatosensory functioning in children with attention deficit hyperactivity disorder*, Dev Med Child Neurol. 1997 Jul;39(7):464-8.

Watanabe K, Ikeda H, Miyao M, *Learning efficacy of explicit visuomotor sequences in children with attention-deficit/hyperactivity disorder and Asperger syndrome*, Exp Brain Res. 2010 May;203(1):233-9.

Yochman A, Parush S, Ornoy A, *Responses of preschool children with and without ADHD to sensory events in daily life*, Am J Occup Ther. 2004 May-Jun;58(3):294-302.



GESTAZIONE – PARTO

Comitato "GiuleManidaibambini®" ONLUS- Casella Postale 589 - 10121 Torino Centro
fax 011/19711233 - pronta reperibilità 338/7478239 - media relation 337/415305
info@giulemanidaibambini.org - www.giulemanidaibambini.org

"GIU' LE MANI DAI BAMBINI®"

CAMPAGNA NAZIONALE PER LA DIFESA
DEL DIRITTO ALLA SALUTE DEI BAMBINI



Arpino C, Marzio M, D'Argenzio L, Longo B, Curatolo P, *Exanthematic diseases during pregnancy and attention-deficit/hyperactivity disorder (ADHD)*, Eur J Paediatr Neurol. 2005;9(5):363-5.

Astbury J, Orgill A, Bajuk B, *Relationship between two-year behaviour and neurodevelopmental outcome at five years of very low-birthweight survivors*, Dev Med Child Neurol. 1987 Jun;29(3):370-9.

Bar Joseph N, Reisfeld D, Tirosh E, Silman Z, Rennert G, *Neurobehavioral and cognitive performances of children exposed to low-dose radiation in the Chernobyl accident*, Am J Epidemiol. 2004 Sep 1;160(5):453-9.

Ben Amor L, Grizenko N, Schwartz G, Lageix P, Baron C, Ter-Stepanian M, Zappitelli M, Mbekou V, Joobor R, *Perinatal complications in children with ADHD and their unaffected siblings*, J Psychiatry Neurosci. 2005 Mar;30(2):120-6.

Bhutta AT, Cleves MA, Casey PH, Craddock MM, Anand KJ, *Cognitive and behavior al outcomes of school-aged children who were born preterm: a meta-analysis*, JAMA. 2002 Aug 14;288(6):728-37.

Botting N, Powls A, Cooke RW, Marlow N, *Attention deficit hyperactivity disorders and other psychiatric outcomes in very low birthweight children at 12 years*, J Child Psychol Psychiatry 1997 Nov;38(8):931-41.

Breslau N, Brown GG, DeIDotto JE, Kumar S, Ezhuthachan S, Andreski P, Hufnagle KG, *Psychiatric sequelae of low birth weight at 6 years of age*, J Abnorm Child Psychol. 1996 Jun;24(3):385-400.

Chapieski ML, Evankovich KD, *Behavioral effects of prematurity*, Semin Perinatol, 1997 Jun;21(3):221-39.

Cherkes-Julkowski M, *Learning disability, attention-deficit disorder, and language impairment as outcomes of prematurity*, J Learn Disabil. 1998 May-Jun;31(3):294-306.

Clavarino AM, Mamun AA, O'Callaghan M, Aird R, Bor W, O'Callaghan F, Williams GM, Marrington S, Najman JM, Alati R, *Maternal anxiety and attention problems in children at 5 and 14 years*, Journal of Attention Disorders. 2010 May;13(6):658-67.

Decker MJ, Rye DB, *Neonatal intermittent hypoxia impairs dopamine signaling and executive functioning*, Sleep Breath. 2002 Dec;6(4):205-10.

Finnström O, Leijon I, Samuelsson S, Bylund B, Cervin T, Gäddlin PO, Mård S, Sandstedt P, Wärngård O, *School maladjustment common among children with very low birth weight Special attention and support are required during school start*, Lakartidningen. 2000 Aug 9;97(32-33):3492-5, 3498.

Foulder-Hughes LA, Cooke RW, *Motor, cognitive, and behavioural disorders in children born very preterm*, Dev Med Child Neurol. 2003 Feb;45(2):97-103.

Goldenberg RL, Hoffman HJ, Cliver SP, *Neurodevelopmental outcome of small-for-gestational-age infants*, Eur J Clin Nutr. 1998 Jan;52 Suppl 1:S54-8.

Indredavik MS, Vik T, Heyerdahl S, Kulseng S, Fayers P, Brubakk AM, *Psychiatric symptoms and disorders in adolescents with low birth weight*, Arch Dis Child Fetal Neonatal Ed. 2004 Sep;89(5):F445-50.

Lee CY, Chang YY, Lung FW, *The marriage-related risk factors during maternal pregnancy in children with ADHD*, C C H Dev. 2006 Mar;32(2):205-11.



"GIU' LE MANI DAI BAMBINI®"

CAMPAGNA NAZIONALE PER LA DIFESA
DEL DIRITTO ALLA SALUTE DEI BAMBINI



Linnet KM, Wisborg K, Agerbo E, Secher NJ, Thomsen PH, Henriksen TB, *Gestational age, birthweight and the risk of hyperkinetic disorder*, Arch Dis Child. 2006 Aug;91(8):655-60.

Martin RP, Wisenbaker J, Huttunen MO, *Nausea during pregnancy: relation to early childhood temperament and behavior problems at twelve years*, J Abn Child Psychol 1999 Aug;27(4):323-9.

Mick E, Biederman J, Prince J, Fischer MJ, Faraone SV, *Impact of low birth weight on attention-deficit hyperactivity disorder*, J Dev Behav Pediatr. 2002 Feb;23(1):16-22.

Sasaluxnanon C, Kaewpornsanwan T, *Risk factor of birth weight below 2,500 grams and ADHD in Thai children*, J Med Assoc Thai. 2005 Nov;88(11):1514-8.

St Sauver JL, Barbaresi WJ, Katusic SK, Colligan RC, Weaver AL, Jacobsen SJ, *Early life risk factors for attention-deficit/hyperactivity disorder: a population-based cohort study*, Mayo Clin Proc. 2004 Sep;79(9):1124-31.

Szatmari P, Saigal S, Rosenbaum P, Campbell D, King S, *Psychiatric disorders at five years among children with birthweights less than 1000g*, Dev Med Child Neurol. 1990 Nov;32(11):954-62.

Ulvund SE, Smith L, Lindemann R, *Psychological status at 8-9 years of age in children with birth weight below 1,501 grams*, Tidsskr Nor Laegeforen. 2001 Jan 30;121(3):298-302.

Van den Bergh BR, Marcoen A, *High antenatal maternal anxiety is related to ADHD symptoms, externalizing problems, and anxiety in 8- and 9-year-olds*, Child Dev 2004 Jul-Aug;75(4):1085-97.

van den Bergh BR, Mennes M, Stevens V, van der Meere J, Börger N, Stiers P, Marcoen A, Lagae L, *ADHD deficit as measured in adolescent boys with a continuous performance task is related to antenatal maternal anxiety*, Psdiatr. Res 2006 Jan;59(1):78-82.

Walther FJ, *Growth and development of term disproportionate small-for-gestational age infants at the age of 7 years*, Early Hum Dev. 1988 Nov;18(1):1-11.

Whitaker AH, Van Rossem R, Feldman JF, Schonfeld IS, Pinto-Martin JA, Tore C, Shaffer D, Paneth N, *Psychiatric outcomes in low-birth-weight children at age 6 years: relation to neonatal cranial ultrasound abnormalities*, Arch Gen Psychiatry 1997 Sep;54(9):847-56.

Zappitelli M, Pinto T, Grizenko N, *Pre-, peri-, and postnatal trauma in subjects with ADHD*, Can J Psychiatry 2001 Aug;46(6):542-8.

Zemenová M, Oudová L, Blazková L, Herinková L, Pavlík V, Bouda J, *Cerebral damage following breech presentation*, Zentralbl Gynakol. 1977;99(25):1576-9.

Nicotina – Tabacco

Agrawal A, Scherrer JF, Grant JD, Sartor CE, Pergadia ML, Duncan AE, Madden PA, Haber JR, Jacob T, Bucholz KK, Xian H, *The Effects of Maternal Smoking During Pregnancy on Offspring Outcomes*, Prev Med. 2010 Jan–Feb;50(1-2):13-8.

Batstra L, Hadders-Algra M, Neeleman J, *Effect of antenatal exposure to maternal smoking on behavioural problems and academic achievement in*



Comitato "GiuleManidaiBambini®" ONLUS- Casella Postale 589 - 10121 Torino Centro
fax 011/19711233 - pronta reperibilità 338/7478239 - media relation 337/415305
info@giulemanidaibambini.org - www.giulemanidaibambini.org

"GIU' LE MANI DAI BAMBINI®"

CAMPAGNA NAZIONALE PER LA DIFESA
DEL DIRITTO ALLA SALUTE DEI BAMBINI



childhood:prospective evidence from a Dutch birth cohort, Early Hum Dev. 2003 Dec;75(1-2):21-33.

Button TM, Thapar A, McGuffin P, *Relationship between antisocial behaviour, ADHD and maternal prenatal smoking*, Br J Psychiatry 2005 Aug;187:155-60.

Eicher JD, Powers NR, Cho K, Miller LL, Mueller KL, Ring SM, Tomblin JB, Gruen JR, *Associations of Prenatal Nicotine Exposure and the Dopamine Related Genes ANKK1 and DRD2 to Verbal Language*, PLoS One. 2013 May 15;8(5):e63762.

Hill SY, Lowers L, Locke-Wellman J, Shen SA, *Maternal smoking and drinking during pregnancy and the risk for child and adolescent psychiatric disorders*, J Stud Alcohol. 2000 Sep;61(5):661-8.

Hofhuis W, Merkus PJ, de Jongste JC, *Negative effects of passive smoking on the (unborn) child*, Ned Tijdschr Geneesk. 2002 Feb 23;146(8):356-9.

Jinmin Zhu, Xuan Zhang, Yuehang Xu, Thomas J. Spencer, Joseph Biederman, Pradeep G. Bhide, *Prenatal nicotine exposure mouse model showing hyperactivity, reduced cingulate cortex volume, reduced dopamine turnover and responsiveness to oral methylphenidate treatment*, J Neurosci. 2012 July 4; 32(27): 9410-9418.

Kahn RS, Khoury J, Nichols WC, Lanphear BP, *Role of dopamine transporter genotype and maternal prenatal smoking in childhood hyperactive-impulsive, inattentive, and oppositional behaviors*, J Pediatr. 2003 Jul;143(1):104-10.

Kotimaa AJ, Moilanen I, Taanila A, Ebeling H, Smalley SL, McGough JJ, Hartikainen AL, Järvelin MR, *Maternal smoking and hyperactivity in 8-year-old children*, J Am Acad Child Adolesc Psychiatry 2003 Jul;42(7):826-33.

Langley K, Rice F, van den Bree MB, Thapar A, *Maternal smoking during pregnancy as an environmental risk factor for ADHD behaviour. A review*, Minerva Pediatr. 2005 Dec;57(6):359-71.

Laucht M, Schmidt MH, *Maternal smoking during pregnancy: risk factor for ADHD in the offspring?* Z Kinder Jugendpsychiatr Psychother. 2004 Jul;32(3):177-85.

Lindblad F, Hjern A, *ADHD after fetal exposure to maternal smoking*, Nicotine Tob Res. 2010 Apr;12(4):408-15.


Linnet KM, Dalsgaard S, Obel C, Wisborg K, Henriksen TB, Rodriguez A, Kotimaa A, Moilanen I, Thomsen PH, Olsen J, Jarvelin MR, *Maternal lifestyle factors in pregnancy risk of ADHD and associated behaviors: review of the current evidence*, Am J Psychiatry 2003 Jun;160(6):1028-40.

Linnet KM, Wisborg K, Obel C, Secher NJ, Thomsen PH, Agerbo E, Henriksen TB, *Smoking during pregnancy and the risk for hyperkinetic disorder in offspring*, Pediatrics 2005 Aug;116(2):462-7.

Lisa M. Gatzke-Kopp, Theodore P. Beauchaine, *Direct and passive prenatal nicotine exposure and the development of externalizing psychopathology*, Child Psychiatry Hum Dev. 2007 Dec;38(4):255-69.

Milberger S, Biederman J, Faraone SV, Chen L, Jones J, *Is maternal smoking during pregnancy a risk factor for attention deficit hyperactivity disorder in children in children?* Am J Psychiatry 1996 Sep;153(9):1138-42.

Milberger S, Biederman J, Faraone SV, Jones J, *Further evidence of an association between maternal smoking during pregnancy and attention deficit hyperactivity disorder: findings from a high-risk sample of siblings*, J Clin Child Psychol. 1998 Oct;27(3):352-8.



Comitato "GiuleManidaiBambini®" ONLUS- Casella Postale 589 - 10121 Torino Centro
fax 011/19711233 - pronta reperibilità 338/7478239 - media relation 337/415305
info@giulemanidaibambini.org - www.giulemanidaibambini.org

"GIU' LE MANI DAI BAMBINI®"

CAMPAGNA NAZIONALE PER LA DIFESA
DEL DIRITTO ALLA SALUTE DEI BAMBINI



Piper BJ, Corbett SM, *Executive function profile in the offspring of women that smoked during pregnancy*, Nicotine Tob Res. 2012 Feb;14(2):191-9.

Rodriguez A, Bohlin G, *Are maternal smoking and stress during pregnancy related to ADHD symptoms in children?* J Child Psychol Psychiatry. 2005 Mar;46(3):246-54.

Thapar A, Fowler T, Rice F, Scourfield J, van den Bree M, Thomas H, Harold G, Hay D, *Maternal smoking during pregnancy and attention deficit hyperactivity disorder symptoms in offspring*, Am J Psychiatry 2003 Nov;160(11):1985-9.

Valerie S. Knopik, *Maternal smoking during pregnancy and child outcomes: Real or spurious effect?* Dev Neuropsychol. 2009;34(1):1-36.

Marijuana

Dahl RE, Scher MS, Williamson DE, Robles N, Day N, *A longitudinal study of prenatal marijuana use. Effects on sleep and arousal at age 3 years*, Arch Pediatr Adolesc Med. 1995 Feb;149(2):145-50.

Goldschmidt L, Day NL, Richardson GA, *Effects of prenatal marijuana exposure on child behavior problems at age 10*, Neurotoxicol Teratol. 2000 May-Jun;22(3):325-36.

H. El Marroun, J.J. Hudziak, H. Tiemeier, H. Creemers, E.A. Steegers, V.W. Jaddoe, et al. *Intrauterine cannabis exposure leads to more aggressive behavior and attention problems in 18-month-old girls*. Drug Alcohol Depend. 1990, 118, 470.

Huizink AC, Mulder EJ., *Maternal smoking, drinking or cannabis use during pregnancy and neurobehavioral and cognitive functioning in human offspring*, Neurosci Biobehav Rev. 2006;30(1):24-41.

Julia S. Nolanda, Lynn T. Singerb, Elizabeth J. Shortb, Sonia Minnesb, Robert E. Arendtc, H. Lester Kirchnerb, Cynthia Bearerb, *Prenatal drug exposure and selective attention in preschoolers*, Neurotoxicology and Teratology 27 (2005) 429–438.

Kozer E, Koren G, *Effects of prenatal exposure to marijuana*, Can Fam Physician. 2001 Feb;47:263-4.

Nancy L. Day, Sharon L. Leech, Lidush Goldschmidt, *The Effects of Prenatal Marijuana Exposure on Delinquent Behaviors are Mediated by Measures of Neurocognitive Functioning*, Neurotoxicol Teratol. 2011 Jan-Feb;33(1):129-36.

Cocaina

Accornero VH, Amado AJ, Morrow CE, Xue L, Anthony JC, Bandstra ES, *Impact of prenatal cocaine exposure on attention and response inhibition as assessed by continuous performance tests*, J Dev Behav Pediatr. 2007 Jun;28(3):195-205.

Bandstra ES, Morrow CE, Anthony JC, Accornero VH, Fried PA, *Longitudinal investigation of task persistence and sustained attention in children with prenatal cocaine exposure*, N Teratol 2001 Nov-Dec;23(6):545-59.

David J. Bridgett and Linda C. Mayes, *Development of Inhibitory Control Among Prenatally Cocaine Exposed and Non-Cocaine Exposed Youths from Late Childhood to Early Adolescence: The Effects of Gender and Risk and Subsequent Aggressive Behavior*, Neurotoxicol Teratol. 2011 Jan–Feb; 33(1): 47–60.

Lebel C, Warner T, Colby J, Soderberg L, Roussotte F, Behnke M, Davis Eyler F, Sowell ER, *White matter microstructure abnormalities and executive function in*



"GIU' LE MANI DAI BAMBINI®"

CAMPAGNA NAZIONALE PER LA DIFESA
DEL DIRITTO ALLA SALUTE DEI BAMBINI



adolescents with prenatal cocaine exposure, *Psychiatry Res.* 2013 Aug 30;213(2):161-8.

Levine TP, Lester B, Lagasse L, Shankaran S, Bada HS, Bauer CR, Whitaker TM, Higgins R, Hammond J, Roberts MB, *Psychopathology and Special Education Enrollment in Children with Prenatal Cocaine Exposure*, *J Dev Behav Pediatr.* 2012 Jun;33(5):377-86.

Linares TJ, Singer LT, Kirchner HL, Short EJ, Min MO, Hussey P, Minnes S, *Mental health outcomes of cocaine-exposed children at 6 years of age*, *J Pediatr Psychol.* 2006 Jan-Feb;31(1):85-97.

Noland JS, Singer LT, Short EJ, Minnes S, Arendt RE, Kirchner HL, Bearer C, *Prenatal drug exposure and selective attention in preschoolers*, *Neurotoxicol Teratol.* 2005 May-Jun;27(3):429-38.

Richardson GA, Conroy ML, Day NL, *Prenatal cocaine exposure: effects on the development of school-age children*, *Neurotoxicol Teratol.* 1996 Nov-Dec;18(6):627-34.

Weissman MM, McAvay G, Goldstein RB, Nunes EV, Verdelli H, Wickramaratne PJ, *Risk/protective factors among addicted mothers' offspring: a replication study*, *Am J Drug Alcohol Abuse.* 1999 Nov;25(4):661-79.

Alcool

Aronson M, Hagberg B, Gillberg C, *Attention deficits and autistic spectrum problems in children exposed to alcohol during gestation*, *Dev Med Child Neurol.* 1997 Sep;39(9):583-7.

Bhatara V, Loudenberg R, Ellis R, *Association of attention deficit hyperactivity disorder and gestational alcohol exposure: an exploratory study*, *J Atten Disord.* 2006 Feb;9(3):515-22.

Burden MJ, Jacobson SW, Sokol RJ, Jacobson JL, *Effects of prenatal alcohol exposure on attention and working memory at 7.5 years of age*, *Alcohol Clin Exp Res.* 2005 Mar;29(3):443-52.

Chen ML, Olson HC, Picciano JF, Starr JR, Owens J, *Sleep Problems in Children with Fetal Alcohol Spectrum Disorders*, *J Clin Sleep Med.* 2012 Aug 15;8(4):421-9.

de Zeeuw P, Zwart F, Schrama R, van Engeland H, Durston S, *Prenatal exposure to cigarette smoke or alcohol and cerebellum volume in attention-deficit/hyperactivity disorder and typical development*, *Transl Psychiatry* 2012 Mar 6;2:e84.

Hausknecht KA, Acheson A, Farrar AM, Kieres AK, Shen RY, Richards JB, Sabol KE, *Prenatal alcohol exposure causes attention deficits in male rats*, *Behav Neurosci.* 2005 Feb;119(1):302-10.

Jacobson JL, Dodge NC, Burden MJ, Klorman R, Jacobson SW, *Number Processing in Adolescents with Prenatal Alcohol Exposure and ADHD: Differences in the Neurobehavioral Phenotype*, *Alcohol Clin Exp Res.* 2011 Mar;35(3):431-42.

Knopik VS, Heath AC, Jacob T, Slutske WS, Bucholz KK, Madden PA, Waldron M, Martin NG, *Maternal alcohol use disorder and offspring ADHD: disentangling genetic and environmental effects using a children-of-twins design*, *Psychol Med.* 2006 Oct;36(10):1461-71.



"GIU' LE MANI DAI BAMBINI®"

CAMPAGNA NAZIONALE PER LA DIFESA
DEL DIRITTO ALLA SALUTE DEI BAMBINI



Knopik VS, Jacob T, Haber JR, Swenson LP, Howell DN, *Paternal alcoholism and offspring adhd problems: a children of twins design*, Twin Res Hum Genet. 2009 Feb;12(1):53-62.

Lebel C, Roussotte F, Sowell ER, *Imaging the Impact of Prenatal Alcohol Exposure on the Structure of the Developing Human Brain*, Neuropsychol Rev. 2011 Jun;21(2):102-18.

Mick E, Biederman J, Faraone SV, Sayer J, Kleinman S, *Case-control study of ADHD and maternal smoking, alcohol use, and drug use during pregnancy*, J Am Acad Child Adolesc Psychiatry 2002 Apr;41(4):378-85.

Riikonen R, Salonen I, Partanen K, Verho S, *Brain perfusion SPECT and MRI in foetal alcohol syndrome*, Dev Med Child Neurol. 1999 Oct;41(10):652-9.

Riikonen RS, Nokelainen P, Valkonen K, Kolehmainen AI, Kumpulainen KI, Könönen M, Vanninen RL, Kuikka JT, *Deep serotonergic and dopaminergic structures in fetal alcoholic syndrome: a study with nor-beta-CIT-single-photon emission computed tomography and magnetic resonance imaging volumetry*, Biol Psychiatry 2005 Jun 15;57(12):1565-72.

Spohr HL, Steinhausen HC, *The course of alcoholic embryopathy*, Monatsschr Kinderheilkd 1984 Nov;132(11):844-9.

Vogel-Sprott M, Easdon C, Fillmore M, Finn P, Justus A, *Alcohol and behavioral control: cognitive and neural mechanisms*, Alcohol Clin Exp Res. 2001 Jan;25(1):117-21.



DERMATITI

Bruce Jancin, *Dermatitis Associated With Increased Risk for ADD*, Skin & Allergy News, 2009

Camfferman D, Kennedy JD, Gold M, Martin AJ, Winwood P, Lushington K., *Eczema, Sleep, and Behavior in Children*, J Clin Sleep Med. 2010 Dec 15;6(6):581-8.

Demet Cicek et al, *Investigation of attention deficit and hyperactivity disorder in adult patients with atopic dermatitis*, International Journal of Psychiatry in Clinical Practice, 2009, Vol. 13, No. 4

Eric L. Simpson, *Comorbidity in Atopic Dermatitis*, Curr Dermatol Rep. 2012 Mar 1;1(1):29-38.

Romanos M, Gerlach M, Warnke A, Schmitt J, *Association of attention-deficit/hyperactivity disorder and atopic eczema modified by sleep disturbance in a large population-based sample*, J Epidemiol Community Health 2010 Mar;64(3):269-73.

Schmitt J, Apfelbacher C, Heinrich J, Weidinger S, Romanos M, *Association of atopic eczema and attention-deficit/hyperactivity disorder - meta-analysis of epidemiologic studies*, Z Kinder Jugendpsychiatr Psychother. 2013 Jan;41(1):35-42; quiz 42-4.

Schmitt J, Romanos M, Schmitt NM, Meurer M, Kirch W, *Atopic Eczema and Attention-Deficit/Hyperactivity Disorder in a Population-Based Sample of Children and Adolescents*, JAMA 2009 Feb 18;301(7):724-6.



Ordine Dei Medici Chirurghi e Odontoiatri del Verbano Cusio Ossola

Ordine dei Medici Chirurghi ed Odontoiatri della Provincia di Caltanissetta

ORDINE DEI MEDICI CHIRURGI E DEGLI ODONTOIATRI MATERA



Comitato "GiuleManidaibambini®" ONLUS- Casella Postale 589 - 10121 Torino Centro
fax 011/19711233 - pronta reperibilità 338/7478239 - media relation 337/415305
info@giulemanidaibambini.org - www.giulemanidaibambini.org

"GIU' LE MANI DAI BAMBINI®"

CAMPAGNA NAZIONALE PER LA DIFESA
DEL DIRITTO ALLA SALUTE DEI BAMBINI



Societa' Italiana Di Neuropsichiatria Dell'Infanzia E Dell'Adolescenza (SINPIA), Linee-guida per la diagnosi e la terapia farmacologica del Disturbo da Deficit Attentivo con Iperattività (ADHD) in età evolutiva, Approvazione CD 24 giugno 2000; pag.13, 2.1. Principi generali: vedi eczema riga 23. (6)

ASMA

- Blackman JA, Gurka MJ, *Developmental and behavioral comorbidities of asthma in children*, J Dev Behav Pediatr. 2007 Apr;28(2):92-9.
- Chen MH, Su TP, Chen YS, Hsu JW, Huang KL, Chang WH, Chen TJ, Bai YM, *Asthma and attention-deficit/hyperactivity disorder: a nationwide population-based prospective cohort study*, J Child Psychol Psychiatry 2013 Jun 3.
- Fasmer OB, Halmøy A, Eagan TM, Oedegaard KJ, Haavik J, *Adult attention deficit hyperactivity disorder is associated with asthma*, BMC Psychiatry 2011 Aug 7;11:128.
- Fasmer OB, Riise T, Eagan TM, Lund A, Dilsaver SC, Hundal O, Oedegaard KJ., *Comorbidity of asthma with ADHD*, J Atten Disord. 2011 Oct;15(7):564-71.
- Harold E. Grey, *The Diagnostic Relationship Between Asthma and ADHD in Boys Treated by a Mental Health Agency in Santa Clara County*, A Social Work 298 Special Project Presented to the Faculty of the School of Social Work at San José State University, 2006.
- Mogensen N, Larsson H, Lundholm C, Almqvist C, *Association between childhood asthma and ADHD symptoms in adolescence--a prospective population-based*, Allergy 2011 Sep;66(9):1224-30.
- Pretorius E, *Asthma medication may influence the psychological functioning of children*, Med Hypotheses 2004;63(3):409-13.
- Yuksel H, Sogut A, Yilmaz O, *Attention deficit and hyperactivity symptoms in children with asthma*, J. Asthma 2008 Sep;45(7):545-7.

RINITI

- Ashley Brawley et al, *Allergic rhinitis in children with attention-deficit/hyperactivity disorder*, Annals of Allergy, Asthma & Immunology, Volume 92, Issue 6, Pages 663-667 - June 2004
- Chen MH, Su TP, Chen YS, Hsu JW, Huang KL, Chang WH, Bai YM, *Attention deficit hyperactivity disorder, tic disorder, and allergy: is there a link? A nationwide population-based study*, J Child Psychol Psychiatry 2013 May;54(5):545-51.
- Chen MH, Su TP, Chen YS, Hsu JW, Huang KL, Chang WH, Chen TJ, Bai YM., *Comorbidity of Allergic and Autoimmune Diseases Among Patients With ADHD: A Nationwide Population-Based Study*, J Atten Disord. 2013 Feb 11.
- Chou PH, Lin CC, Lin CH, Loh el-W, Chan CH, Lan TH, *Prevalence of allergic rhinitis in patients with attention-deficit/hyperactivity disorder: a population-based study*, Eur Child Adolesc Psychiatry 2013 May;22(5):301-7.

Comitato "GiuleManidaibambini®" ONLUS- Casella Postale 589 - 10121 Torino Centro
fax 011/19711233 - pronta reperibilità 338/7478239 - media relation 337/415305
info@giulemanidaibambini.org - www.giulemanidaibambini.org



"GIU' LE MANI DAI BAMBINI®"

CAMPAGNA NAZIONALE PER LA DIFESA
DEL DIRITTO ALLA SALUTE DEI BAMBINI



A.S.O. San Giovanni Battista



UNIVERSITÀ DEGLI STUDI DI NAPOLI "L'Orientale"

McGee R, Stanton WR, Sears MR., *Allergic disorders and attention deficit disorder in children*, J Abnorm Child Psychol 1993 Feb;21(1):79-88.

Shyu CS, Lin HK, Lin CH, Fu LS, *Prevalence of attention-deficit/hyperactivity disorder in patients with pediatric allergic disorders: a nationwide, population-based study*, J Microbiol Immunol Infect. 2012 Jun;45(3):237-42.

Suwan P, Akaramethathip D, Noipayak P., *Association between allergic sensitization and attention deficit hyperactivity disorder (ADHD)*, Asian Pac J Allergy Immunol. 2011 Mar;29(1):57-65.

ENURESIS

Baeyens D, Roeyers H, Hoebeke P, Verté S, Van Hoecke E, Walle JV, *Attention deficit/hyperactivity disorder in children with nocturnal enuresis*, J Urol. 2004 Jun;171(6 Pt 2):2576-9.

Bailey JN, Ornitz EM, Gehricke JG, Gabikian P, Russell AT, Smalley SL, *Transmission of primary nocturnal enuresis and attention deficit hyperactivity disorder*, Acta Paediatr. 1999 Dec;88(12):1364-8.

Ertan P, Gonulal D, Sogut A, et al, *Attention deficit and hyperactivity symptoms in children with monosymptomatic nocturnal enuresis*, Turk Pediatr Ars. 2010;45:37-40.

Fergusson DM, Horwood LJ, *Nocturnal enuresis and behavioral problems in adolescence: a 15-year longitudinal study*, Pediatrics 1994 Nov;94(5):662-8.

Rey JM, Bird KD, Hensley VR, *Bedwetting and psychopathology in adolescents*, J Paediatr Child Health. 1995 Dec;31(6):508-12.

Robson WL, Jackson HP, Blackhurst D, Leung AK, *Enuresis in children with attention-deficit hyperactivity disorder*, South Med J. 1997 May;90(5):503-5.


Von Gontard A, *Psychological and psychiatric aspects of nocturnal enuresis and functional urinary incontinence*, Urologe A. 2004 Jul;43(7):787-94.

Zavadenko NN, Kolobova NM, Suvorinova Nlu, *Attention deficit - hyperactivity disorder and enuresis in children and adolescents*, Zh Nevrol Psikhiatr Im S S Korsakova. 2010;110(2):50-5.

ENCOPRESI

Alexander Von Gontard, Elke Hollmann, *Comorbidity of functional urinary incontinence and encopresis: somatic and behavioral associations*, The Journal of Urology Volume 171, Issue 6, Part 2, June 2004, Pages 2644–2647.

Daniel J. Cox, James B. Morris Jr, Stephen M. Borowitz, James L. Sutphen, *Psychological Differences Between Children With and Without Chronic Encopresis*, Journal of Pediatric Psychology, Volume 27, Issue 7, 2002, Pp. 585-591.



Campagna promossa
da oltre 230 enti, fra cui:

"GIU' LE MANI DAI BAMBINI®"

CAMPAGNA NAZIONALE PER LA DIFESA
DEL DIRITTO ALLA SALUTE DEI BAMBINI



Johnston BD, Wright JA, *Attentional dysfunction in children with encopresis*, J Dev Behav Pediatr. 1993 Dec;14(6):381-5.

Mehler-Wex C, Scheuerpflug P, Peschke N, Roth M, Reitzle K, Warnke A, *Encopresis - predictive factors and outcome*, Z Kinder Jugendpsychiatr Psychother. 2005 Oct;33(4):285-93.

Mellon MW, Natchev BE, Katusic SK, Colligan RC, Weaver AL, Voigt RG, Barbaresi WJ, *Incidence of enuresis and encopresis among children with attention-deficit/hyperactivity disorder in a population-based birth cohort*, Acad Pediatr. 2013 Jul-Aug;13(4):322-7.

S. Vande Velde, D. Baeyens, A. Baert, S. Van Biervliet, M. Van Winckel, *Attention-Deficit/Hyperactivity Disorder (ADHD) in children with encopresis*, Annual Meeting of the Belgian Society of Pediatrics edition:36 location:Schelle, Belgium date:February 29 – March 1 2008.

Nota 6: http://www.iss.it/binary/wpop/cont/SINPIA_L.g.ADHD.1116940207.pdf

= FINE DOCUMENTO =



Comitato "GiuleManidaiBambini®" ONLUS- Casella Postale 589 - 10121 Torino Centro
fax 011/19711233 - pronta reperibilità 338/7478239 - media relation 337/415305
info@giulemanidaibambini.org - www.giulemanidaibambini.org